



HHS Public Access

Author manuscript

Psychol Bull. Author manuscript; available in PMC 2018 October 01.

Published in final edited form as:

Psychol Bull. 2017 October ; 143(10): 1082–1115. doi:10.1037/bul0000113.

The Influence of Peer Behavior as a Function of Social and Cultural Closeness: A Meta-Analysis of Normative Influence on Adolescent Smoking Initiation and Continuation

Jiaying Liu,

Annenberg School for Communication, University of Pennsylvania

Siman Zhao,

Department of Human Development and Family Studies, Purdue University

Xi Chen,

Department of Human Development and Family Studies, University of Illinois at Urbana-Champaign

Emily Falk, and

Annenberg School for Communication and Departments of Psychology and Marketing, University of Pennsylvania

Dolores Albarracín

Department of Psychology, University of Illinois at Urbana-Champaign

Abstract

Although the influence of peers on adolescent smoking should vary depending on social dynamics, there is a lack of understanding of which elements are most crucial and how this dynamic unfolds for smoking initiation and continuation across areas of the world. The present meta-analysis included 75 studies yielding 237 effect sizes that examined associations between peers' smoking and adolescent smoking initiation and continuation with longitudinal designs across 16 countries. Mixed-effects models with robust variance estimates were used to calculate weighted-mean odds ratios. This work showed that having peers who smoke is associated with about twice the odds of adolescents beginning ($\overline{OR} = 1.96$, 95% CI [1.76, 2.19]) and continuing to smoke ($\overline{OR} = 1.78$, 95% CI [1.55, 2.05]). Moderator analyses revealed that (a) smoking initiation was more positively correlated with peers' smoking when the interpersonal closeness between adolescents and their peers was higher (versus lower); and (b) both smoking initiation and continuation were more positively correlated with peers' smoking when samples were from collectivistic (versus individualistic) cultures. Thus, both individual as well as population level dynamics play a critical role in the strength of peer influence. Accounting for cultural variables may be especially important given effects on both initiation and continuation. Implications for theory, research, and anti-smoking intervention strategies are discussed.

Keywords

health risk behavior; peer influence; adolescent; smoking; meta-analysis

Despite decades of efforts to reduce tobacco use worldwide, smoking continues to be the leading cause of preventable death and disease in the United States (U.S. Department of Health and Human Services, 2014). Tobacco use killed 100 million people in the last century and will kill one billion in the 21st century if the current trends continue (WHO, 2008). Smoking begins and is established primarily during adolescence, with 90% of adult smokers in the US having begun smoking by age 18. Furthermore, earlier initiation is associated with worse health outcomes later in life (CDC, 2016; Coombs, Li, & Kozlowski, 1992; Pierce & Gilpin, 1995; US Department of Health and Human Services, 2012). Levels of cigarette consumption and nicotine dependence in adulthood are also substantially higher for individuals who initiated and continued smoking during adolescence relative to those who started in adulthood (Breslau & Peterson, 1996; Chassin, Presson, Pitts, & Sherman, 2000). In this context, understanding the predictors of adolescent smoking initiation and continuation is crucial to effectively curb smoking acquisition and escalation and to reduce ultimate negative impacts on health.

Broadly, the actual or perceived behaviors of social referents such as friends (also known as *descriptive peer norms*; Cialdini & Trost, 1998), have received a great deal of attention in studies of adolescent risk behaviors (Bauman & Ennett, 1996; Conrad, Flay, & Hill, 1992; L. A. Fisher & Bauman, 1988; Kobus, 2003; Leventhal & Cleary, 1980; Mcalister, Perry, & Maccoby, 1979; L. Turner, Mermelstein, & Flay, 2004; Tyas & Pederson, 1998). Despite this attention, there is still no precise estimate of the magnitude of peer influence effects on smoking initiation and continuation, or understanding of the social and cultural dynamics underlying this influence. Therefore, we first establish the strength of the influence of peer behaviors, as determined by high quality, longitudinal studies. Next, we examine moderating effects of social dynamics at two levels of analysis: closeness of specific peer relationships, and broader cultural influence on the weight placed on interpersonal relationships. Finally, we examine whether these dynamics are equivalent for both smoking initiation and continuation. Do closer peer relationships lead to stronger influence? Do adolescents socialized to value closeness experience greater normative influence leading to smoking? Do smoker friends pose greater risk in collectivistic regions of the globe, which tend to prioritize group-oriented values? Are these associations different for the behavioral stages of smoking initiation and continuation? Answers to these questions can inform our theoretical understanding of how interpersonal and cultural social dynamics influence behavior during a key period for social development: adolescence. Further, this theoretical understanding has practical implications for potential vulnerabilities to risk behaviors.

Influence of Peer Behaviors across Smoking Stages

Peer behaviors are particularly influential during adolescence. At this stage adolescents start to pursue autonomy and explore their own individual identities by pulling away from their parents and seeking group membership in their own social environment (Brown, Clasen, &

Eicher, 1986; Steinberg & Silverberg, 1986). During this stage, adolescents spend more unsupervised time with friends and peers, often at the cost of reducing time spent with parents, and begin to place greater importance on the opinions, acceptance, comfort and advice of peers (Brown, 1990; Fuligni & Eccles, 1993). As a result, they are highly susceptible to peer influence on risk behaviors such as smoking.

Adolescents may be influenced by the smoking behavior of their peers in different ways, often without being invited to smoke, but by simply observing smoking behaviors of salient and valued referents (Akers, 1998; Bandura, 1977, 1985; Steinberg & Monahan, 2007). The more prevalent smoking is among peers, the more desirable and adaptive this behavior appears to the adolescents, and the more likely it is that they will mimic it (Cialdini, Kallgren, & Reno, 1991; Cialdini & Trost, 1998; Harakeh & Vollebergh, 2012; Ravis & Sheeran, 2003). In addition, peer groups may either intentionally or incidentally impose pressures to conform by providing positive social reinforcement or negative social sanctions on behavioral choices (Kirke, 2004; O'Loughlin, Paradis, Renaud, & Gomez, 1998). Complementing this logic, neuroscience studies have addressed the neural bases of adolescent susceptibility to risky social influence. Such studies suggest that adolescents' greater vulnerability to peer influence, relative to other age groups, is due in part to heightened reactivity within affective and motivational brain systems that can be especially sensitized in the presence of peers. This context-modulated sensitivity may make the social rewards of fitting in and the costs of not fitting in especially salient (Chein, Albert, O'Brien, Uckert, & Steinberg, 2011; Falk et al., 2014; for reviews, see: Falk, Way, & Jasinska, 2012; Pfeifer & Allen, 2012). In parallel with sheer normative influences, peers may also introduce and teach one another how to smoke, provide access to and opportunities for experimentation (e.g., distributing cigarettes), and bring the adolescent into situations where others are smoking. Indeed, most adolescent smokers report that their smoking initiation occurred with friends and that they obtained their first cigarettes from friends as well (Forster, Wolfson, Murray, Wagenaar, & Claxton, 1996; Presti, Ary, & Lichtenstein, 1992; Yang & Laroche, 2011). After smoking is initiated, adolescents' smoking behaviors may be further maintained or escalated by peer influence and can also reciprocally reinforce their peers' smoking (de Vries, Candel, Engels, & Mercken, 2006).

Previous reviews documenting peer influence on adolescent smoking behaviors have been primarily narrative (Conrad et al., 1992; Hoffman, Sussman, Unger, & Valente, 2006; Kobus, 2003; Leventhal & Cleary, 1980; Mcalister et al., 1979; Simons-Morton & Farhat, 2010; Sussman et al., 1990; Tyas & Pederson, 1998; see exception: Leonardi-Bee, Jere, & Britton, 2011, which focused on parental and sibling influence) and there have been no systematic efforts to quantitatively and conclusively synthesize the large number of studies now available. In addition, although most studies have concluded that peer behavior is a strong predictor of adolescent smoking outcomes, a nontrivial number of studies detected inconsistencies or suggested otherwise. For example, O'Loughlin and colleagues found that compared to those who had no smoker friends at baseline, those who had a few or more smoker friends were more than seven times as likely to transition from a non-daily smoker to a daily smoker later on (O'Loughlin, Karp, Koulis, Paradis, & DiFranza, 2009). However, in another longitudinal study conducted in six European countries, the peer influence paradigm was challenged; the influence of peers' smoking was found to be significant in only one

country. The authors suggested that the homophily in smoking was due to the selection process such that adolescents choose friends with similar smoking behaviors rather than the other way around (de Vries et al., 2006).

Therefore, the primary goal of the present study is to fill this gap by meta-analytically investigating the effects of actual or perceived smoking behaviors among peers on adolescent smoking behaviors. Prior studies emphasize that adolescents might differ in substance-related cognitions and behaviors depending on the specific stage they are in and the direct experience of substance consumption they might have (Gibbons & Gerrard, 1995; Spijkerman, Eijnden, Overbeek, & Engels, 2007; Stern, Prochaska, Velicer, & Elder, 1987). Therefore, the current study separately examined the effects of peer smoking on adolescent smoking initiation (defined as smoking onset, acquisition, or uptake) and continuation (defined as smoking maintenance or escalation). Specifically, given the evidence that normative influence is usually found to be stronger for adolescents who have no prior direct experience with substance use (Spijkerman et al., 2007), we also examined whether peer behavior exerts greater influence on adolescents' smoking initiation compared to smoking continuation.

To most convincingly establish the extent of the association between peer behavior and adolescent smoking initiation and continuation, we focused on studies with the strongest designs for answering that question. Longitudinal studies have two advantages over cross-sectional ones. First, showing simple cross-sectional correlations between peers' and adolescents' own behaviors does not allow scholars to establish clear temporal precedence between the two focal variables, i.e., whether peers influenced adolescents' own behavior or peers were selected on the basis of common behavior. Second, longitudinal studies permit examination of how long the influence of peer behaviors might last and whether the magnitude varies depending on when measures are taken.

Social and Cultural Dimensions of Influence: Interpersonal Closeness and Collectivism Orientation

Although adolescents might generally be sensitive to the influence of peer behavior on smoking initiation and continuation, the extent to which they conform to such influence may depend on a range of factors including both interpersonal dynamics as well as broader cultural influences. Our first hypothesized moderator of the strength of the relationship between normative peer influence and smoking behavior is the *interpersonal closeness* of peers, also referred to as social proximity of normative referents in several social normative theories (Goldstein, Cialdini, & Griskevicius, 2008; Rimal & Real, 2003, 2005; J. C. Turner, 1991). People respond to social pressure differently depending on the subjective importance or value they attach to an interpersonal relationship (Leary & Baumeister, 2000). The interpersonal closeness of different types of peers may affect the ultimate influence of peer crowds, classmates, general friends, and close friends, with closer ties yielding more sizable influence because of long-lasting contact, greater intimacy and emotional attachment, and more time and energy invested in the relationship (Brechwald & Prinstein, 2011; Terry & Hogg, 1999). Other studies have also contended that the quality of the relationship might

matter more at the stage of smoking initiation, where mimicry and social conformity tend to be decisive in shaping behavior choices, compared to the stage of smoking continuation, where the direct nonsocial experience of smoking comes into play (Flay et al., 1994; Krohn, Skinner, Massey, & Akers, 1985). Therefore, this meta-analysis tests whether interpersonal closeness of peers and relationship quality moderates the association between peer behavior and adolescent smoking initiation and continuation.

Considering that social influence of peer behaviors is likely to depend on the value given to relationships within a community, cultural orientations may play an important moderating role. Culture can work as a mental software that affects our ways of perceiving the world and other people (Bond & Smith, 1996; Chen, 2012; Eisenberg, Fabes, & Spinrad, 2007; Hofstede, 2001; Hofstede, Hofstede, & Minkov, 2010). As a result, the cultural environment in which adolescents develop may influence the degree of peer influence experienced by these adolescents. In particular, the magnitude of social influence should be greater in societies that value interdependent relationships and place group goals ahead of personal goals. In this regard, the collectivism-individualism orientation is a highly relevant culture dimension. Individualistic groups view the self as a unique entity and value independence, whereas collectivistic groups view the self as embedded within a group and give precedence to harmony within groups (Hofstede, 1980; Schwartz, 1990; Triandis, 1995). Findings from cross-cultural studies of social conformity indicate that individualistic societies prioritize personal decisions independent of normative factors, whereas collectivist societies tend to reward conformity more (Bond & Smith, 1996; Bongardt, Reitz, Sandfort, & Dekovi, 2014; Qiu, Lin, & Leung, 2013; Riemer, Shavitt, Koo, & Markus, 2014; Triandis, 1995).

The Present Meta-Analysis

This meta-analysis quantifies the average association between peers' cigarette smoking behavior and adolescents' subsequent cigarette smoking initiation and continuation behaviors, and explores potential sources of effect size heterogeneity. We synthesize studies that used rigorous longitudinal designs analyzing whether peers' actual or perceived smoking behavior at an earlier time point (time 1) is associated with adolescents' smoking initiation or continuation between time 1 (T1) and time 2 (T2).

We also examine the association between peer behavior and adolescents' subsequent smoking behaviors as a function of the level of interpersonal closeness in peer relationships and national collectivism levels in the diverse countries from which the adolescents were sampled. We use a widely-adopted cultural measure of collectivism, the *Hofstede National Culture Dimension Index*, to characterize the culture of individual countries (de Mooij & Hofstede, 2010, 2011, Hofstede, 1980, 2001; Hofstede et al., 2010; Kirkman, Lowe, & Gibson, 2006; Taras, Kirkman, & Steel, 2010). This collectivism-individualism measure assesses whether individuals perceive themselves as an integral part of a strong cohesive society, make decisions based on context rather than content, and attach higher priority to group preferences (Hofstede & McCrae, 2004). To corroborate our results using the Hofstede measure, we also examine two other conceptually similar measures, *tightness-looseness* (Gelfand et al., 2011) and *GLOBE in-group collectivism practices* (House, Hanges, Javidan, Dorfman, & Gupta, 2004), which provide comparable national-level

culture indices¹. When examining the potential moderating role of national culture, we also took into consideration of the potential national-level confounds in the context of adolescent smoking (Forster & Wolfson, 1998; Hamamura, 2012; Warren et al., 2000), including adolescent smoking prevalence, cigarette affordability, level of cigarette advertising regulation, and economic factors.

Besides the aforementioned theoretical factors, this meta-analysis also explores methodological and descriptive moderators identified by previous studies as being potentially relevant to the magnitude of the effect sizes. These factors include methodological decisions such as the measures of peer behavior, time (year) of the first-wave data collection, temporal distance between the two waves, the sampling frame, the participant population, whether the effect sizes reported were adjusted for other covariates, and the number of covariates for which the reported effect sizes were adjusted (Hoffman, 2005; Rigsby & McDill, 1972); study characteristics, such as the publication year and type, and the research areas and institutions of the first authors; and sample demographics, such as age, gender, ethnicity, parent smoking status, and parent education level (Ellickson, Perlman, & Klein, 2003; Engels, Vitaro, Blokland, de Kemp, & Scholte, 2004; Hoffman et al., 2006; Hofmann, Asnaani, & Hinton, 2010; Urberg, Degirmencioglu, & Pilgrim, 1997). Among the sample demographic variables, proportions of ethnic groups were also examined from the perspective of ethnic culture difference. This further supplements our analysis with the national culture indices, as previous studies show that people from European origins (whose families originate primarily from the individualistic cultures of the U.S. and Western Europe) are often more individualistic than people from Asian, African American or Latin American backgrounds (Flay et al., 1994; Griesler & Kandel, 1998; Landrine, Richardson, Klonoff, & Flay, 1994; Unger et al., 2001).

Method

Studies Retrieval and Selection Procedures

To identify eligible studies, we searched electronic databases including ERIC, Embase, Sociological abstracts, Medline, PubMed, PsycARTICLES, PsycINFO, EBSCO Communication Source, ISI Web of Science, and Scopus. The literature search used key words from the following five groups, trying to capture *adolescents*, *peer influence*, *smoking behaviors*, *longitudinal designs*, and to exclude studies that are not empirical: (*adolescen** or *youth* or *high school* or *teen** or *child** or *development**) and (*peer* or *friend** or *social network* or *social group* or *clique* or *norms* or *classmate* or *social influence*) and (*smok** or

¹To increase our confidence in the conclusions based solely on the Hofstede index (some major critiques of the index: McSweeney, 2002; Schwartz, 1994; Smith, 2002; Smith & Bond, 1998), we identified and applied two other similar national-level collectivism culture value indices in our analysis to examine whether similar or different patterns would emerge. First, the tightness-looseness framework proposed by Gelfand et al. (2011) based on a 33-nation study is conceptually parallel to the Hofstede collectivism-individualism dimension. According to Gelfand et al. (2011), countries with high tightness scores have strong norms and a low tolerance of deviance from conforming to the norms. Therefore, peer influence in tight nations may have greater impacts. Second, the GLOBE index (House et al., 2004) is a widely used cross-cultural comparison framework based on studies of 62 countries, and has been applied by researchers in ways very similar to that of the Hofstede scores over many years. Specifically, the GLOBE model distinguishes two dimensions of collectivism, i.e., institutional collectivism versus in-group collectivism, and is measured with two forms of questions, i.e., practices (“as is”; reflecting current practices) versus values (“should be”; reflecting future expectations). In the current study, we retrieved the scores of the in-group collectivism practices dimension, which are conceptually more similar to the Hofstede collectivism, and align better with the goals of the current study.

*cig** or *nicotine* or *tobacco* or *puff**) and (*longitudinal* or *latent growth* or *prospective* or *panel* or *cohort* or *transit** or *progress** or *escalat** or *follow-up* or *lagged* or *subsequent* or *time points* or *time series* or *wave* or *across time* or *over time* or *time 1* or *time one* or *T1*) not (*qualitative* or *focus group* or *book review* or *interview*).² We retrieved all studies that satisfied at least one term from each of the five filters in the title or abstract, and were published before September 1st, 2016. Through the database search, we initially identified 7,274 studies. In addition, following the ancestry approach (Johnson, 1993), we also pulled studies from the reference lists of previous narrative reviews on this topic (Conrad et al., 1992; Hoffman et al., 2006; Kobus, 2003; Leventhal & Cleary, 1980; Mcalister et al., 1979; Simons-Morton & Farhat, 2010; Sussman et al., 1990; Tyas & Pederson, 1998), and this process yielded 985 studies. After combing the literature identified by the prior two steps and checking for duplicates, 2,829 studies were included for initial screening. We then read through the titles, abstracts and keywords to remove studies that were obviously unqualified according to our inclusion criteria, and determine the studies that might be potentially eligible for inclusion; 2,569 studies were excluded after this initial screening stage. The remaining 260 studies were then assessed against the inclusion criteria in detail by reading the full texts. Our inclusion criteria were as follows:

1. Studies were included if they were empirical survey studies; studies were excluded if they were book reviews, or reports that used exclusively qualitative methods or narrative review (e.g., Parsai, Voisine, Marsiglia, Kulis, & Nieri, 2008), or the sample had undergone any form of experiment or intervention programs (e.g., Abroms, Simons-Morton, Haynie, & Chen, 2005).
2. Studies were included if they assessed the association between peer behavior and adolescents' smoking status changes (i.e., initiation and continuation). According to standard definitions (Bongardt et al., 2014), studies were excluded if peer behavior was not operationalized as peers' actual or perceived smoking behaviors. Therefore, we excluded studies that operationalized peer behavior as 1) peer pressure to smoke, defined as direct and explicit social pressure (e.g., Mazanov & Byrne, 2006), or 2) as peer group membership, which does not directly tap into the presence or prevalence of smoking behaviors within group (e.g., Ludden & Eccles, 2007), or 3) injunctive norm of peer groups, defined as adolescents' perceived approval or disapproval of smoking behaviors from peers without necessarily peers engaging in these behaviors (e.g., Schoffield, Pattison, Hill, & Borland, 2001). Influence from these other types of peer norms might take place via very different mechanisms compared to that of the normative influence of peer smoking behavior per se.
3. Studies were included if they assessed longitudinal associations with at least two waves of data collection; cross-sectional studies or the cross-sectional data from larger longitudinal studies were excluded (e.g., Alexander, Piazza, Mekos, & Valente, 2001; Lai et al., 2004; Lambros et al., 2009; Slater, 2003).

²The * was used as a wildcard here such that the search terms can include more variations of a single word or phrase. For example, *adolescen** could exhaust the search for any word that containing the part before the asterisk, such as *adolescence*, *adolescent*, *adolescents* and so on.

4. Studies were included if they reported adequate statistics (i.e., directly provided the index effect sizes [i.e., odds ratios] and standard errors), or reported sufficient information that allowed us to calculate or convert to odds ratios and standard errors (e.g., contingency tables, Pearson correlations, standardized regression coefficients, risk ratios, etc. for effect size calculation; sample sizes, *p*-values and confidence intervals for standard error calculation); studies were excluded if effect size information or standard errors (e.g., Bogdanovica, Szatkowski, McNeill, Spanopoulos, & Britton, 2015; Morgenstern et al., 2013; Patton et al., 1998) could not be obtained or calculated and was not supplied by authors upon request.³
5. Studies were excluded if they measured adolescent smoking behaviors but reported effect sizes for a combination of behaviors, as we would like to distinguish initiation and continuation as two distinct types of behaviors along the continuum of smoking. Thus, we excluded studies that reported effect sizes from combination measures of poly drug use (Pomery et al., 2005), or reported effect sizes that combined both smoking initiation and continuation (e.g., Holliday, Rothwell, & Moore, 2010; McGloin, Sullivan, & Thomas, 2014; Mercken, Snijders, Steglich, Vertiainen, & de Vries, 2010; Mercken, Steglich, Sinclair, Holliday, & Moore, 2012; Morrell, Lapsley, & Halpern-Felsher, 2016).
6. Studies were excluded if the samples' mean age was beyond 10 – 19 years old during the study period, according to the definition of adolescence provided by the World Health Organization (2016)⁴ (e.g., Mendel, Berg, Windle, & Windle, 2012).

These procedures led to a sample of 71 studies for inclusion. The above steps are summarized in the PRISMA (Moher, Liberati, Tetzlaff, Altman, & PRISMA Group, 2009) flow chart of the study's retrieval and selection procedures (Figure 1).

Finally, in an effort to locate more unpublished works in this topic area, we tried three different ways to elicit unpublished effect sizes to be included in our analysis sample: (1) we sent e-mails to the corresponding authors of the 71 studies that were identified by literature search as described earlier (and the other authors if the corresponding author's e-mail address was not deliverable) and asked for their unpublished works, and suggestions on who might have relevant unpublished works. If they replied with suggested names, we then followed up with the suggested authors; (2) we posted requests on several listservs of professional associations to elicit unpublished works;⁵ (3) we searched for ProQuest

³We have sent e-mails to the corresponding authors (other authors too if the corresponding author's e-mail address reported was not deliverable) of the studies that we need more information to perform analysis. For example, Ayatollahi, Rajaeifard, and Mohammadpoorasl (2005) satisfied all the other inclusion criteria. However, based on the information provided in the paper, we could not convert F-statistics into odds ratio, which is the uniform effect size form based on which we calculated the weighted-mean effect size. We then sent e-mails to the authors, and they kindly provided the relevant information we need for calculation, thus we were able to include the effect size from this study in our sample for analysis. There were also very few cases where the study qualifies for inclusion by other criteria, however, the e-mail sent was either not deliverable or getting no response or the authors could not extract the information we need due to the long period of time since the study was originally conducted. Thus those few studies ($n = 3$), were not included in our sample.

⁴We did include though, two effect sizes that were calculated based on the sample whose mean age was 9 at time 1 from C. Jackson (1998) and Milton et al. (2004), considering that the adolescents were between 10-19 years old at time 2.

Dissertations and Theses Full-text database, and identified works that both qualify based on our other inclusion criteria and also were not published in any other forms. Through the elicitation process, we were able to obtain an additional 15 effect sizes nested within four unpublished studies (i.e., Crossman, 2007; Eaton, 2009; Nonnemaker, 2002; Romer et al., 2008).⁶ We then incorporated these unpublished works into our sample for analysis. In total, we obtained 75 studies which yielded 237 effect sizes (184 initiation and 53 continuation) as some studies provided multiple estimates for different sub-groups, behavior transitions or peer behavior measurements. The earliest study included in our sample was published in 1984, and the most recent was published in July 2016. Tables 1 and 2 present the full lists of the included studies and effect sizes.

Effect Sizes and Data Analysis Considerations

From the most commonly used metrics for representing effect sizes, we chose the odds ratio (OR) as the index of effect size in our analysis, as most studies included in our sample used dichotomous dependent variables. We converted other forms of effect sizes and standard errors obtained from primary studies into ORs based on effect size transformation formulas (Borenstein, Hedges, Higgins, & Rothstein, 2009; Card, 2012). To facilitate good distributional properties such as normality, we analyzed the natural log transformation of the odds ratio, i.e., $\ln OR$, although we exponentiate and report both mean effect sizes (\overline{OR}) and regression coefficients ($exp(B)$) to be on the original odds scale for ease of interpretation.

As some studies reported multiple effect sizes from the same sample or examined several sub-populations or different behavior transitions (e.g., experimenters to established smokers, or non-daily smokers to daily smokers etc.) within the same study, some of the 237 effect sizes we obtained are not fully independent. Rather, they are nested within the 75 studies. To use all the available effect sizes in our sample without biasing the estimation, we applied the robust variance estimation (RVE) technique proposed by Hedges, Tipton, and Johnson (2010). The RVE approach allows inclusion of dependent effect sizes by correcting the standard errors when the correlations between effect sizes are unknown or could not be estimated (Samson, Ojanen, & Hollo, 2012; Tanner-Smith & Tipton, 2014). Considering that the most prevalent type of statistical dependence occurring in our sample was “hierarchical effects”, where a primary study reported different effect sizes from multiple distinct samples (e.g., effect sizes reflecting associations between peer smoking and smoking initiation in girls and boys separately), we implemented hierarchical effects weights in modeling our meta-regressions. This approach moves from traditional weights and variances for each

effect size i , $w_i = \frac{1}{SE_i^2}$, to $w_{ij} = \frac{1}{(V_j + \tau^2 + \omega^2)}$, where V_j is the mean of within-cluster random sampling variance for each cluster j , τ^2 is the estimate of the between-study variance component, and ω^2 is between-study within-cluster variance component (Tanner-Smith & Tipton, 2014). This indicates that to better address the hierarchical nature of effect sizes,

⁵The listservs of professional associations we have posted on were: Social Psychology Network, Society of Behavioral Medicine, Society for Personality and Social Psychology, European Health Psychology, American Academy of Health Psychology, Society for Consumer Psychology, and Society for Experimental Social Psychology.

⁶We would like to extend special thanks to Dr. Daniel Romer, who kindly provided us with their unpublished datasets for calculation of effect sizes.

three sources of variation are taken into consideration; while V_j represents the random sampling error, τ^2 and ω^2 reflect the degree of heterogeneity from both the between-study and within-study residuals (Hedges et al., 2010; Uttal et al., 2013). We applied the RVE approach with small-sample corrections (Tipton, 2015) to calculate weighted-mean effect sizes using mixed-effects models which could simultaneously explain variation in effect sizes by estimating the fixed-effects of focal covariates, and account for variation from the three random-effects variance components. We used the I^2 statistic, which quantifies the percentage of non-random variation in the point estimate relative to the total variation, to describe the impact of heterogeneity (Higgins & Thompson, 2002; Huedo-Medina, Sánchez-Meca, Marín-Martínez, & Botella, 2006). In the presence of heterogeneity, we further ran univariate meta-regression models to examine each of the potential moderators under the RVE approach. All the analyses were conducted in R with the *robumeta* package (Z. Fisher & Tipton, 2016) to perform hierarchical mixed-effects meta-regressions using the RVE approach with small-sample corrections, the *clubSandwich* package to perform overall tests for categorical moderators with small-sample adjustments to F-statistics in RVE (Pustejovsky & Tipton, 2016), and the *meta* package (Schwarzer, 2014) to implement the trim-and-fill method in the evaluation of publication bias.

In addition, a large number of studies (42 out of 75) reported adjusted effect sizes from multiple regressions.⁷ This situation is long-standing in the area, and meta-analysts have not yet achieved consensus on a universal approach for dealing with this issue. The ideal scenario would be to synthesize only unadjusted data because with the presence of other covariates, there is usually no way to determine the exact associations between the variables of primary interest. However, using only studies reporting unadjusted effect sizes would have led to great loss of data. Further, there is value in including adjusted effect sizes, which come from more sophisticated analyses designed to represent associations in a realistic, confound-free way (Aloe & Becker, 2011). We thus first explored alternative ways to present the adjusted effect sizes, such as calculating the semi-partial correlation index proposed by Aloe and Becker (2009, 2011, 2012). This index converts an adjusted effect size into a partial effect size relating the outcome to the unique components of the focal predictor variable, beyond the other predictors in the model. Unfortunately, very few studies in our sample ($N = 4$) provided the information necessary to calculate the partial effect sizes. Thus, to increase confidence in our conclusions, we conducted moderator analyses to examine whether the two types of effect sizes (i.e., adjusted versus unadjusted) differed. We also classified and coded covariates into four general categories (i.e., demographics, smoking-related covariates, general environmental covariates, and smoking-related environmental covariates), and examined whether the number of covariates in each of the four categories moderated the effects of peer influence.

⁷For the studies that reported only adjusted odds ratios in our analyses sample, we contacted the corresponding authors (and the other authors if the corresponding author's e-mail address was not deliverable) to request for unadjusted values. We have incorporated unadjusted odds ratios provided by Drs. Ciska Hoving, Hein de Vries, Liesbeth Mercken, and Asghar Mohammadpoorasl. We are grateful for the kind help from these authors.

Moderators

Potential moderators were independently coded by four coders, with each pair of coders having average $k = .76$ and all k s $> .71$. The disagreements were resolved by coders discussing inconsistencies together.

Theory Based Moderators

Interpersonal closeness of peers—We first coded *interpersonal closeness of peers* into four categories: *general peers*, *classmates*, *friends*, and *close friends*. *General peers* was defined as peers of the same age who were not specifically classmates or friends; *classmates* was defined as schoolmates or classmates; *friends* was defined as general friends or peers in the same cliques when the study did not specify close relationships; *close friends* was defined as friends with close relationships especially when adolescents were asked to nominate a certain number of best friends and then to recall their smoking behaviors. Romantic partners and siblings were also categorized as *close friends*. During moderator analyses, we combined the first three categories into *general friends and peers* considering that they all demonstrated similar patterns.

Collectivism—Following prior practices in cross-cultural comparison studies (e.g., Bond & Smith, 1996; Khan & Khan, 2015; Oyserman, Coon, & Kimmelmeier, 2002), we operationalized the concept of culture using nation as a proxy. We first identified the countries where each study was conducted. We then used the Hofstede index (Hofstede, 2001; Hofstede et al., 2010) to assign national collectivism scores for each subsample from which the effect sizes were calculated.⁸ Thus, we retrieved scores for each sample using the country comparison tool from the Hofstede Centre (<http://geert-hofstede.com/national-culture.html>), which range from 0 to 100 with 50 as the midpoint and higher scores representing higher levels of collectivism. To supplement this method, we also obtained two additional indices of culture. Specifically, we retrieved country-level *tightness* scores from Gelfand et al. (2011) and the *GLOBE in-group collectivism practices* scores from House et al. (2004). We also collected information about ethnic group proportions in each sample, and performed moderator analyses with this ethnic culture proxy.

In addition, considering that national-level collectivism-individualism division may mask a number of other confounded but equally potent influences, we also searched for relevant external country-level statistics, and collected data for the following four factors for each country. Specifically, we recorded the latest tobacco-smoking prevalence in youth (collected from the Global Health Observatory (GHO) data provided by the World Health Organization). Further, we recorded the excise tax for cigarette purchase (collected from The Tobacco Atlas; Eriksen, Mackay, Schluger, Gomeshtapeh, & Drope, 2015), the level of tobacco advertising regulation (collected from the Tobacco Atlas), and GDP per capita (collected from the World Bank national accounts data; World Bank, 2015).⁹ These factors

⁸The Hofstede Centre webpage originally provided the individualism scores. For ease of interpretation, we reverse coded this cultural dimension to be collectivism by subtracting the individualism scores from 100.

⁹The latest youth current tobacco smoking prevalence for each country was collected from the Global Health Observatory (GHO) data as compiled by the World Health Organization and partners in close consultation with Member States using standard measures across

were controlled in the national-level culture moderator analysis in the evaluation of result robustness.

Considering that the two smoking behavioral stages might be qualitatively distinct, and that the importance of the above moderators might vary based on the stage of adolescent substance use engagement (Brechtwald & Prinstein, 2011; Maxwell, 2002; Ryan, 2001; Zimmerman & Vázquez, 2011), we first examined whether these theoretical moderators have uniform or different effects across smoking initiation and continuation behaviors, before looking into their moderation effects in the initiation and continuation samples separately.

Methodological Moderators

Peer behavior measurement—We identified the description of how peer behavior was measured in the method section of each study, and coded this as a categorical variable with three categories: *smoking or not*, *proportion of peers smoking* (including number of peers smoking), and *amount of cigarette consumed by peers*.

Year of 1st wave—We recorded the year the study was initially conducted as a continuous variable.

Sampling frame—We identified the description of how the sample was drawn and coded it as a categorical variable with four categories: *school students*, *public phone directory*, *other* or *not identified*. The last three categories were later combined into a single category *other* in the moderator analyses due to insufficient sample sizes in these categories especially in the continuation sample.

Participant population—We identified the description of the participant population in each study and coded this as a categorical variable with four categories: *national*, *regional*, *community*, and *school*.

Effect size adjusted by covariates—We recorded effect sizes (ESs) as *adjusted* when they came from multiple regressions controlling for other covariates. When *adjusted* ESs were reported, we recorded the *total number of covariates* and then decomposed the total number into the four following categories: *demographic covariates* (e.g., age, gender), *smoking-related covariates* (e.g., previous experimentation on cigarettes), *general environmental covariates* (e.g., family SES, parent education), and *smoking-related environmental covariates* (e.g., school smoking policy, general smoking prevalence in the local area).

countries and was accessed through <http://www.who.int/gho/countries/en/>. Country-level excise tax for cigarette purchase and levels of tobacco advertising regulation (conceptualized as the percentage of bans enforced out of 14 types of possible bans on advertising in each country) were obtained with the Tobacco Atlas' online resources <http://www.tobaccoatlas.org/topic/taxes/> and <http://www.tobaccoatlas.org/topic/regulations/> respectively. The GDP per capita data was accessed through the online World Bank national accounts data, and OECD national accounts data files <http://data.worldbank.org/indicator/NY.GDP.PCAP.CD>. Due to the limited space, the values we collected for the four variables were not included in the current manuscript, but will be available upon request.

Time distance between two waves—We recorded this as a continuous variable in the unit of months.

Study Descriptive Moderators

Publication type—We recorded the studies as either *unpublished* or *published*.

First author research area—We recorded *first author's research area* as a categorical variable with six categories: *psychology*, *public health*, *medicine*, *communication*, *sociology*, *other*, and *not identified*. The last four categories were later grouped into one category *other* in the moderator analyses due to insufficient sample sizes in these categories.

First author institution—We recoded *first author's institution* as a categorical variable with three categories: *university*, *research center* and *other*. The last two categories were later grouped into one category *other* in the moderator analyses due to insufficient sample sizes in these categories.

Publication year—We recorded the publication year of the study as a continuous variable.

Age—We recorded the age of the adolescents in the sample. When studies provided a range of ages, we took the mean point of the range.

Gender—For each sample, we recorded the proportion of males as a continuous variable.

Ethnicity—For each sample, we recorded the proportions of participants from *European background*, *African background*, *Hispanic background*, *Asian background* and *other* respectively as continuous variables. This set of ethnic proportion variables not only served as study descriptive moderators that depict the sample composition in each study, but were also used within each study as a potential culture moderator of peer influence, supplementing our analyses of national culture.

Parent smoking—For each sample, we recorded the proportion of adolescents who had at least one parent who smoked as a continuous variable. If proportions of both mother and father smoking were available, we recorded the higher value.

Parent education—For each sample, we recorded the proportion of adolescents who had at least one parent with at least some college education as a continuous variable. If proportions of both mother and father education were available, we recorded the higher value.

Results

Sample Characteristics

Sample descriptive statistics are presented in Table 3 at the effect size level ($k = 184$ for initiation and $k = 53$ for continuation). As shown in Table 3, most effect sizes were obtained from published studies, but our efforts resulted in 6% unpublished effect sizes in total. Among the published studies, most of them were conducted by researchers who work at

universities in the area of public health. We observed relatively more publications from scholars in the area of psychology for initiation compared to continuation effect sizes. A majority of the effect sizes were from studies assessing population effects at the national level. Most of these studies were conducted with adolescent populations in school settings. The average length between the two waves of observations was more than two years for both the initiation and continuation effect sizes. Most of the initiation effect sizes we obtained came from multiple regressions controlling for other covariates, while in the continuation sample, the majority of the effect sizes were unadjusted. More than half of the effect sizes in the initiation sample pertained to proportion or number of peers who smoked, whereas most of the effect sizes in the continuation sample were assessed by dichotomous measures of whether peers did or did not smoke. The mean age of the adolescents in both samples was approximately 14-15 years old, and the gender composition was relatively balanced in both samples. Among studies that reported parental smoking status, we found that an average of 46% and 61% of the adolescents reported having at least one parent who smoked in the initiation and continuation samples respectively. Further, nearly 60% of the adolescents reported having at least one parent with some college education and above in both samples.

In terms of our theoretical moderators, we observed that first, with respect to interpersonal closeness, the smoking behavior of close friends was the most frequently measured type of peer behavior. In addition, as shown in Table 3, our samples had similar representation of individualistic (8 with collectivism scores below 50) and collectivistic (7 with collectivism scores equal to or above 50) countries, and came from various regions of the world (Africa, East Asia, Europe, Middle East, and North America). The collectivism scores at the country level, therefore, spanned relatively evenly across the Hofstede collectivistic-individualistic continuum. However, the majority of effect sizes retrieved were based on U.S. or European samples, resulting in collectivism being low on average.¹⁰ With respect to the representation of ethnic culture, most of the samples had adolescents from a European background. Table 3 provides summary statistics for all moderators, with details about the two focal theoretical moderators, i.e., interpersonal closeness and the collectivism scores. Tables 1 and 2 present moderator information at the individual effect size level.

Weighted-mean Effect Size and Heterogeneity

For the initiation sample (71 studies with 184 effect sizes), the weighted-mean effect size was $\overline{OR} = 1.96$ (95% confidence interval (CI) [1.76, 2.19]) and was statistically different from zero ($p < .001$). This effect indicates that, for non-smokers at T1, having at least one peer who smoked is associated with about twice greater odds of having initiated smoking by T2. The heterogeneity index was $I^2 = 94\%$, indicating that the effect sizes were more heterogeneous than expected by sampling variability alone. Continuation studies (20 studies

¹⁰Collectivism here refers to the Hofstede collectivism scores. The descriptive statistics of the *tightness* and *GLOBE in-group collectivism practices* scores are summarized in Table 3 and the detailed information of the two indices corresponding to each individual effect size is presented in Tables 1 and 2. Considering that the two indices serve to supplement the results based on the Hofstede collectivism scores, and due to the limited space, description of the two indices is not as detailed as that of the Hofstede collectivism scores in the text and in Table 3. Moderator analyses using the two indices show similar patterns of moderation effects in the overall dataset (the initiation and continuation samples combined), thus separate moderator analyses for the initiation and continuation samples respectively were only conducted using the Hofstede collectivism scores, which have way fewer missing values compared to the two other indices.

with 53 effect sizes) were analyzed in the same way and resulted in similar findings. The weighted-mean effect size was $\overline{OR} = 1.78$ (95% CI [1.55, 2.05]), and was significantly different from zero ($p < .001$). The non-random variability in relation to the total variability was estimated to be $I^2 = 93\%$. Heterogeneity in both the initiation and continuation samples suggests that there are likely important moderators of the effects observed, and is in support of subsequent moderator analyses to account for the variations.

In addition, we examined whether studies with adjusted versus unadjusted effect sizes differed. The results indicated that, although studies with adjusted effect sizes on average produced slightly smaller weighted-mean effect sizes, the difference was not statistically significant for both initiation and continuation (initiation: $\overline{OR}_{adjusted} = 1.90$ versus $\overline{OR}_{unadjusted} = 2.07$; $p = 0.48$; continuation: $\overline{OR}_{adjusted} = 1.76$ versus $\overline{OR}_{unadjusted} = 1.80$; $p = 0.87$). We also confirmed that the number of covariates adjusted in each of the four covariate categories (i.e., demographics, individual smoking-related factors, general environmental factors, and smoking-related environmental factors) was uncorrelated with either initiation or continuation effect sizes (see Table 4 and Table 5 for details).

The average and range of effect sizes for each study (marked with adjusted or unadjusted), as well as the overall weighted-mean effect sizes, are displayed in the forest plots in Figure 2 (Panel A for initiation and Panel B for continuation)¹¹.

Publication Bias

Despite our efforts to locate unpublished effect sizes in this area, publication bias is a potential threat that all systematic reviews and meta-analytic studies might face (Rothstein, Sutton, & Borenstein, 2006). Therefore, we used multiple methods to assess and quantify the potential impact of publication bias in the current study. Considering that none of the currently available methods for evaluating publication bias have been incorporated into robust variance estimation of clustered data, we conducted publication bias checks at both study and effect size levels. For study level examination, we calculated weighted-mean effect sizes for each study (as displayed in Figure 2), and used the 71 (initiation sample) and 20 (continuation sample) statistically independent aggregated study level effect sizes in the publication bias check. For effect-size-level examination, we examined publication bias with all 184 effect sizes in the initiation sample and 53 effect sizes in the continuation sample without assuming statistical dependence.

We first built funnel plots (Light & Pillemer, 2009) at both the study level and effect size level for the initiation and continuation samples separately (Figure 3A – 3D). If bias is absent, the plot should take a symmetrical triangular shape or a funnel centered on the mean effect size, with studies that have larger standard errors or smaller sample sizes scattering relatively widely at the bottom and studies that have smaller standard errors or larger sample sizes having a narrower spread (Egger, Smith, Schneider, & Minder, 1997). By visually inspecting the funnel plots, we observed that, for all four figures, even though most of the effect sizes (as indicated by the solid dots on the plots) roughly followed the shape of an

¹¹The forest plot summarized effect sizes at study level ($N = 75$). We also displayed all effect sizes from included studies ($N = 237$) with detailed corresponding moderator levels in Table 1 (initiation studies) and Table 2 (continuation studies).

inverted funnel, the distributions were slightly skewed to the right, indicating an upward bias in the estimated weighted-mean effect sizes. However, such simple visual inspection might be subjective and error-prone, and is considered a less reliable method of estimating publication bias (Terrin, Schmid, & Lau, 2005).

Therefore, we further employed the nonparametric trim-and-fill procedure developed by Duval and Tweedie (2000a, 2000b) to detect and estimate the potential impact of publication bias in our analyses. The method first estimates how many studies it would take to achieve the theoretically assumed symmetry in a funnel plot especially when there is an absence of studies with small effect sizes on the left side of the plot, and then estimates the weighted-mean effect size again after filling in these potentially missing effect sizes. Researchers should then be able to determine if the extent of bias undermines the interpretation of the study results (Borenstein et al., 2009; Carpenter, 2012; Duval & Tweedie, 2000a, 2000b).

The trim-and-fill procedure estimated that, on the study level, only three studies were filled in for the initiation sample and two for the continuation sample, as demonstrated by the hollow dots on the left part of the plots in Figures 3A and 3B. After including the three potentially missing studies, the weighted-mean effect size for initiation was $\overline{OR} = 1.84$ (95% CI [1.68, 2.01]), which was very close to the estimate obtained based on the original initiation sample with the RVE approach ($\overline{OR} = 1.96$, 95% CI [1.76, 2.19]). The confidence intervals for the new and original effect size estimates also overlapped with each other and the significance test comparing the original sample and the filled-in sample indicated nonsignificant difference ($t(142) = 0.63$, $p = 0.53$). Similarly, the change between the new study-level estimate ($\overline{OR} = 1.68$, 95% CI [1.45, 1.94]) in the continuation sample and the original estimate ($\overline{OR} = 1.78$, 95% CI [1.55, 2.05]) calculated based on the original continuation sample with RVE estimation was also trivial ($t(39) = 0.76$, $p = 0.45$). On the effect-size level, the results of trim-and-fill analyses demonstrated that eighteen effect sizes were assumed to have been produced but gone unpublished in the initiation sample, as shown by the hollow dots on the left side of Figure 3C. With the additional 18 effect sizes, the estimate was reduced slightly ($\overline{OR} = 1.79$) compared to the original RVE estimate ($\overline{OR} = 1.96$). For continuation studies, after including 15 small effect size studies identified by the trim-and-fill procedure, as shown by the hollow dots on the left side of Figure 3D, the weighted-mean effect size ($\overline{OR} = 1.58$) also became smaller compared to the original estimate ($\overline{OR} = 1.78$). The changes in point estimates were not substantial in either sample, although no direct significance tests could be applied in this case as the effect sizes were not independent of one another. Consequently, there is evidence of some publication bias, especially on the effect size level, but the bias seems to have affected the results minimally.

Moderator Analyses

Theoretical moderators—We then conducted moderator analyses to account for the observed effect size heterogeneity. We first examined whether interpersonal closeness of normative referents in relation to the target population (i.e., *Close Friends* versus *General Friends and Peers*) might affect the extent to which peer influence takes effects. Considering that smoking initiation and continuation might be qualitatively distinct behaviors, we also examined whether the interpersonal closeness of peers had the same moderation effect

across the two smoking behaviors. We found that while the main moderation effect was not significant ($\exp(B) = 1.12$, $t(30) = 1.27$, $p = 0.21$), its interaction with behavior type was significant ($\exp(B) = 0.64$, $t(11) = -2.49$, $p = 0.03$). We then further decomposed this interaction effect by examining the initiation and continuation samples separately, and summarized the results in Tables 4 (initiation) and 5 (continuation). As can be seen in Table 4, the moderating effect of interpersonal closeness of normative referents was significantly positive in initiation studies such that smoking peers with closer social distance had larger impacts on adolescents' smoking initiation. Post-hoc comparisons of the *Close Friends* and *General Friends and Peers* categories in initiation studies revealed that the weighted-mean effect size for *Close Friends* was significantly larger compared to that of *General Friends and Peers* ($\overline{OR}_{Close} = 2.20$ versus $\overline{OR}_{General} = 1.78$; $p = .04$). However, interpersonal closeness was not a significant moderator in the continuation sample (Table 5).

We then examined the potential moderating effects of national culture, the continuous collectivism scores as defined in the Hofstede index. We first visualized the univariate relation between the collectivism scores and effect sizes, and observed upward positive associations in both the initiation (Figure 4A) and continuation (Figure 4B) samples. Moderator analysis further confirmed that collectivism levels significantly and positively moderated the associations between peer behavior and both smoking initiation and continuation behaviors ($\exp(B) = 1.01$, $t(13) = 2.94$, $p = 0.01$), with no significant interaction with behavior type (continuation vs. initiation; $\exp(B) = 1.00$, $t(5) = 0.33$, $p = 0.76$). Consistent with our predictions, the impact of peers' smoking was stronger in countries known to have higher collectivism scores. After controlling for potential country-level confounds, including the smoking prevalence in the adolescent population, the affordability of cigarettes, the level of cigarette advertising regulation, and GDP per capita, the patterns still held ($\exp(B) = 1.01$, $t(8) = 2.99$, $p = 0.02$ combining the initiation and continuation samples). Further, there was no significant interaction with behavior type (initiation vs. continuation; $\exp(B) = 1.00$, $t(5) = 0.03$, $p = 0.22$), which speaks to the robustness of the significant moderation effect of country-level collectivism. We then replicated our analyses of the collectivism scores with two other culture indices, *tightness* and *GLOBE in-group collectivism practices*, combining the initiation and continuation samples. Like collectivism, *tightness* was a significant moderator of peer influence ($\exp(B) = 1.09$, $t(7) = 4.15$, $p < .01$), with no significant interaction with behavior type ($\exp(B) = 1.12$, $t(2) = 1.83$, $p = 0.22$). The moderation analysis using the *GLOBE in-group collectivism practices* scores showed the same pattern although it was marginally significant ($\exp(B) = 1.19$, $t(4) = 2.42$, $p = 0.07$). As with collectivism and *tightness*, the *GLOBE in-group collectivism practices* did not interact with behavior type ($\exp(B) = 1.19$, $t(3) = 1.34$, $p = 0.27$).

In sum, the consistent patterns of results converge to confirm that adolescents in societies that are closely knit and prioritize group-oriented values are more likely to be influenced by peer behavior. In contrast, adolescents in individualist cultures are more self-oriented, and are less likely to initiate and continue to smoke if their peers smoke. This significant and positive moderation effect of collectivism was observed for both the smoking initiation and continuation samples (see Tables 4 and 5).

Exploratory moderators—We also conducted exploratory analyses to examine potential moderation effects of methodological factors and study descriptive characteristics. The results are summarized in Tables 4 and 5. For methodological moderators, the measurement of peer behavior was a significant moderator in initiation studies, with dichotomous measures (i.e., having peers smoke or not at T1) yielding a larger weighted-mean effect size compared to that of the proportion of peers smoking and amount of cigarette consumption measures (Table 4). Although the same pattern was also observed in the continuation sample (i.e., studies that used dichotomous measures of peer smoking behavior on average produced the largest effect sizes), the difference among effect sizes of different measurement categories was not statistically significant (Table 5). Interestingly, the varying time duration between baseline and follow-up observations did not show significant moderation for either smoking initiation or continuation, which might serve as an indication of the endurance of peer influence on adolescent smoking behaviors over time.

Moderator analyses on ethnic group proportions (i.e., the “ethnic culture” variable) suggested that the association between peer behavior and smoking initiation was significantly weaker in samples with a higher proportion of adolescents with a European background ($p = 0.02$; Table 4). The same pattern was also observed in the continuation studies sample, though the moderation effect was marginally significant ($p = 0.07$; Table 5). The proportion of adolescents with an Asian background was found to significantly moderate the effect of peer behavior on smoking initiation, such that stronger effects were detected in samples with a higher proportion of adolescents with an Asian background ($p = 0.03$; Table 4), and the same pattern also held in the continuation studies though with a marginally significant effect ($p = 0.08$; Table 5). These findings dovetailed, and to some degree corroborated, the patterns observed in the moderation effects of collectivism levels based on national-level measures described earlier, as populations with a European background have been consistently found to have higher levels of individualistic orientation whereas Asians are considered to be more collectivistic (Bond & Smith, 1996; Triandis, 1993; Vargas & Kimmelmeier, 2013). Published studies on average reported larger effect sizes compared to unpublished studies in both the initiation and continuation samples, but such differences were not statistically significant (initiation: $\overline{OR}_{\text{published}} = 1.99$ versus $\overline{OR}_{\text{unpublished}} = 1.67$, $p = 0.17$; continuation: $\overline{OR}_{\text{published}} = 1.81$ versus $\overline{OR}_{\text{unpublished}} = 1.48$, $p = 0.29$). Finally, for both initiation and continuation, adolescents tended to be less affected by peer smoking if their parents did not smoke and if the education level of either parent was beyond high school. However, these associations were not significant.

Discussion

Adolescence is a transition period during which young people start to move away from total emotional dependence on their parents to navigate their independent roles in society. Thus, peers often fulfill needs for social validation and acceptance and are considered the most valued social referents (Fuligni & Eccles, 1993). The influence of peers is so potent that peer behaviors become a major risk factor for smoking initiation and continuation in adolescence. In addition to increasing the availability of cigarettes, smoking peers demonstrate tobacco use behaviors that nonsmoker adolescents try to learn and imitate, and intentionally or unintentionally establish a smoking norm that pressures adolescents who do not smoke.

Once smoking begins, socialization and peer selection processes are likely to further reinforce the adolescents' decisions to continue smoking in the company of their peers.

Understanding and quantifying the effect of peer behavior on adolescent smoking initiation and continuation are essential due to the high morbidity and mortality rates attributable to smoking and the fact that early initiation is associated with a number of adverse outcomes (e.g., Ellickson, Tucker, & Klein, 2001; Milberger, Biederman, Faraone, Chen, & Jones, 1997; Park, Romer, & Lim, 2013). Most of the reviews in this area, however, have focused on cross-sectional studies and did not distinguish the temporal precedence of the smoking behaviors of the adolescents versus their peers. Furthermore, most existing reviews or syntheses examining effects of peers on smoking behaviors are narrative and come to conclusions based on "vote-counting" (Lipsey & Wilson, 2001). The present study applied a systematic and rigorous meta-analytic method and examined high quality longitudinal studies of varying duration. In an attempt to more precisely synthesize and quantify the association of peer behavior with smoking initiation and continuation, we also employed the robust variance estimation approach (RVE) with small-sample corrections, a mathematically sound and well-validated method for modeling within-study dependence among effect sizes (Hedges et al., 2010; Samson et al., 2012; Scammacca, Roberts, & Stuebing, 2014; Tanner-Smith & Tipton, 2014; Tipton, 2015). Finally, examining potential moderators of the effect allows us to advance theories of social influence on risk taking during adolescence.

In aggregate, we found significant effects of peer smoking on adolescent smoking initiation and continuation behaviors with appreciable magnitude longitudinally: adolescents were about twice as likely to initiate or continue smoking if their peers or friends smoked. In addition, we showed the important role of peers on both initiation and continuation with longitudinal measures, further validating the theoretical and practical value of this predictor. Indeed, peer behaviors appear to have a long lasting effect, with the average lengths of time between T1 and T2 in our study being 31 months ($SD = 28$) for initiation studies and 25 months ($SD = 24$) for continuation studies.

We also identified factors moderating the associations between peer behavior and the two types of smoking behaviors. Specifically, interpersonal closeness of peers was a significant moderator for smoking initiation such that smoking onset was more likely when there was a close connection to friends or peers who smoked. Collectivism levels significantly moderated the association between peer behavior and both smoking behaviors, such that the influence of peer smoking on both initiation and continuation was found to be stronger for more collectivistic populations.

Theoretical Implications of Our Findings

The findings from the present synthesis have several implications for theories of normative social influence as well as for campaigns and interventions that make use of normative appeals, especially when targeting adolescent populations.

Equally strong influence of peer behavior on smoking initiation and continuation—Previous studies suggested that the importance of peers might differ based on the stages of adolescent substance use engagement. In particular, normative influence was

found in several studies targeting different substance use domains to be stronger and more predictive for substance-naïve youths with diminishing impacts as smoking stage advances (Brechwald & Prinstein, 2011; K. M. Jackson et al., 2014; Lloyd-Richardson, Papandonatos, Kazura, Stanton, & Niaura, 2002; Spijkerman et al., 2007; Zimmerman & Vázquez, 2011). Our meta-analysis results suggested otherwise. We found that the point estimate of weighted-mean effect size from the initiation sample ($\overline{OR} = 1.96$) was relatively larger than that of the continuation sample ($\overline{OR} = 1.78$), but they were not significantly different from one another ($p = .29$). These results suggested that peer smoking is strongly and equally associated with adolescents' subsequent smoking initiation and continuation behaviors, and highlighted the role of descriptive peer norms in guiding behaviors by hinting what might be socially adaptive and serving as a heuristic cue across different stages of smoking (Cialdini, Reno, & Kallgren, 1990; Rimal & Lapinski, 2015). In addition, once smoking begins, adolescents may spend more time with peers who smoke or have better access to cigarettes, which may further increase their likelihood of smoking continuation. At this stage, the smoking behaviors of target adolescents and their peers are likely to mutually reinforce each other.

Interpersonal closeness of normative referents matters for initiation—Our meta-analysis revealed that closer peers tend to produce significantly higher influence compared to more general friends or peers on smoking initiation. This finding aligns with predictions from several social psychological theories supporting the importance of proximal normative reference groups as having greater potential to influence behaviors (e.g., Cialdini & Trost, 1998; Festinger, 1954; Latané, 1981; Rimal & Lapinski, 2015; J. C. Turner, Hogg, Oakes, Reicher, & Wetherell, 1987), and is consistent with findings suggested in previous studies (e.g., Holliday et al., 2010; Simons-Morton & Farhat, 2010). Closer friendships are usually more persistent, imply a greater relational investment, and thus involve more values and emotions attached to shared experiences. In addition, compared with more general relationships, individuals in close relationships have more opportunities to learn each other's attitudes and behaviors, which facilitate accurate normative perception formation. Therefore, normative information about smoking in close relationships is more likely to be internalized in individuals' value systems (Borsari & Carey, 2003). Together these factors may help to explain the observed greater impact of close friends' smoking on adolescent smoking initiation.

In contrast, interpersonal closeness was not found to be a significant moderator of the association between peer smoking and adolescents' own smoking continuation behavior. One explanation might be that the intimacy or closeness between peers matters more during initiation as a result of increased opportunities to be exposed to the smoking behavior of close peers, and adolescents might be more likely to please their close friends than general peers through conformity. However, after initial engagement, smoking behaviors might be maintained or escalated more by psychological and physiological addiction, relaxation and pleasure during smoking (Krohn et al., 1985), with any visible peer smokers serving to justify and reinforce the legitimacy of the behavior. In other words, once initiated, smoking by any peers might provide similar smoking cues to induce cravings. Our findings further increase the granularity of the effects of peer behavior by highlighting the different roles that

the interpersonal closeness of peers plays on adolescents' smoking initiation and continuation behaviors.

Cultural values influence susceptibility to normative effects for both initiation and continuation—Our study indicated that peer behavior had stronger associations with both smoking initiation and continuation behaviors in more collectivistic cultures. The fact that the results based on both “national culture” and “ethnic culture” taxonomies show a consistent pattern helps delineate a more complete picture of the role of the collectivism-individualism culture dimension in the peer influence processes. This result demonstrated that the level of collectivism, as a central source of cultural variation in human cognitions and behaviors (Schimmack, Oishi, & Diener, 2005), exercises great influence on the degree to which individuals are sensitive to peer behaviors around them and how much value they attach to social conformity. Individuals from more collectivistic cultures also have more interdependent self-construal, demonstrate stronger identification with normative referents, and thus are more likely to conform to normative influence from their peers. Descriptive peer norms of smoking appear to exert a more powerful impact on behaviors within such populations (Bagozzi, Wong, Abe, & Bergami, 2000; Bond & Smith, 1996; Bongardt et al., 2014; Markus & Kitayama, 1991; Park & Levine, 1999; Qiu et al., 2013; Riemer et al., 2014; Triandis, 1995). These findings also highlight the importance of considering cultural variables in theories of peer influence during adolescence; whereas interpersonal variables do not moderate the relationship between peer behavior and adolescents' risk of smoking continuation, cultural influence still matters.

Practical Implications of Our Findings

Implications for the measurement of peer behavior—Our examination of measurement moderators found that the dichotomous measure of peer behavior (i.e., peers smoke or not) produced significantly larger effect sizes across studies than did the proportion and amount of cigarette consumption measures, which perhaps are more difficult to estimate or recall. This is consistent with Rigsby and McDill's (1972) suggestion that the ability to detect effects as well as to obtain unbiased peer influence estimates might depend on carefully choosing the measures. The measures that asked about the proportion of peers who smoke or specific number of cigarettes consumed by peers might be able to offer more nuance in terms of the dose of exposure in peer smoking (Hoffman, 2005). Such measurements, however, may tap into qualitatively different constructs and also introduce more recall bias and bring in measurement error through a more demanding task (M. O. Jackson, 2013). Complementing the measurement techniques reviewed, a recent growing trend in quantifying the influence of peer behaviors is a social network approach that gathers self-reported and observed behaviors for both the adolescents and their peers. This method permits validation through comparing the perceived and actual behaviors in the peer group, and also provides more extensive network metrics (such as density, centrality, transitivity, etc.) to capture the closeness of relationships as well as the position of the adolescents in their friendship circles (e.g., Bramoullé, Djebbari, & Fortin, 2009; Goldsmith-Pinkham & Imbens, 2013; Leonardi-Bee et al., 2011; Mercken et al., 2010, 2012; Schaefer, Adams, & Haas, 2013; Seo & Huang, 2012).

Implications for anti-smoking campaign or intervention strategies—The results from this meta-analysis also provide insights for the design and implementation of campaigns or interventions aiming to curb smoking initiation and continuation among adolescents. First of all, although campaigns and interventions targeting smoking prevention in adolescents often use normative appeals with general peers as reference groups, our analysis suggests that referring to close peers may be more efficacious. In addition, our results indicate that the magnitude of peer influence may be moderated by different factors based on the stage of smoking behavior, with different stages requiring different approaches. For example, using socially proximal reference groups in the normative messages may be especially efficacious for campaigns aimed at smoking prevention. Secondly, cultural tailoring may be especially important for developing effective smoking-prevention programs for the increasingly culturally diverse adolescent population. It may be beneficial to consider cultural differences before utilizing descriptive norm messages in an intervention or campaign. For example, campaigns or interventions to prevent smoking initiation or continuation in adolescents from collectivistic cultures may need to apply extra caution to avoid incidentally implying high smoking prevalence among their peers. Avoiding the creation of such descriptive norm perceptions in collectivistic groups may also be achieved by emphasizing that high numbers of peers *do not* smoke.

Limitations and Future Directions

There are several limitations of the current meta-analysis that should be acknowledged. First, although it would be ideal to meta-analyze only unadjusted estimates of effect sizes, there are practical barriers to obtaining access to the raw unadjusted data. In our synthesis, despite our efforts to obtain the data directly from authors, a substantial proportion of qualified studies only had adjusted effect sizes. To reduce information loss, we synthesized both unadjusted and adjusted ORs. Moderator analyses comparing adjusted and unadjusted ORs indicated no significant difference between the two types of effect sizes in both our initiation and continuation samples. These results alleviated our concern about combining the two types of effects, but future studies should, whenever possible, synthesize unadjusted data or distinguish the contributions of the different covariates.

A second concern in this synthesis is that, although we employed multiple methods to search for unpublished studies and other forms of grey literature, there might still be a potential threat from publication bias. Fortunately, the results of the systematic trim-and-fill procedures at both study and effect size levels, as well as the fact that the published effect sizes were not significantly larger than the unpublished ones, reduced this concern to a great extent such that although we did observe some publication bias in our samples, particularly at the effect size level, such bias affected our results trivially.

Moreover, there are limitations to our culture moderator analysis. Although it would be ideal to examine the role of culture orientation by having primary measures of collectivism in each study sample, none of the studies in our review included direct collectivism measures. Therefore, following common practice, we relied on national culture as a proxy for individually-assessed cultural values. There are potential threats introduced by this approach. First, national culture is based on politically defined geographic boundaries and

may be an imperfect measure of collectivism-individualism (Khan & Khan, 2015; Sheth & Sethi, 1973). Fortunately, the results of using ethnic group as a proxy for ethnic culture generally corroborated our conclusions based on the national culture proxy. Second, country-level analyses are vulnerable to the ecological fallacy threat (Brewer & Venaik, 2012, 2014; Piantadosi, Byar, & Green, 1988), which denotes invalid projection of national-level data into individual-level data from participants who do not identify with the assumed cultural values for the nation. Third, we acknowledge that the validity of our national culture moderator analysis rests on the validity of an external national culture index. Although the consistent patterns we observed with two other cultural measures increased our confidence in the conclusions based on the Hofstede index, future studies should replicate these analyses with direct measures of cultural orientation. Such replications would also be well served by examining a broader range of countries and conditions that may affect smoking in adolescence.

In the past, cross-cultural comparison studies often involved a single cross-group comparison between samples from two countries (Brewer & Venaik, 2012; Georgas, Vijver, & Berry, 2004; Oyserman et al., 2002; Yang & Laroche, 2011). Against this backdrop, our meta-analytic approach expands the scope of the comparisons and is performed with better controls for country-level factors. In addition, it also reduces the threat of case-category confounds (i.e., when a unique case from a single sample is used to represent the category).

In addition to the points stated above, for future studies, manipulating interpersonal closeness and collectivism levels directly may shed further light on the processes underlying the influence of descriptive peer norms, and provide the grounds for more solid causal claims. Moreover, considering that injunctive norms are another type of important normative influence capturing approval for a behavior (Cialdini et al., 1991), it might be a fruitful future direction to explore this type of influence on adolescent smoking behaviors.

Concluding Remarks

This study presented the first meta-analysis that systematically synthesized the effects of peer influence, defined as the impact of actual or perceived smoking behaviors of peers on adolescents' own smoking initiation and continuation behaviors, using high quality longitudinal research designs. Our results have substantially increased our confidence in the robustness of descriptive norm influence and may serve to inform health communication efforts and policies moving forward. We were also able to identify interpersonal and cultural moderators that offer valuable theoretical and practical implications. We hope that the results from this work will contribute to the development of theories on the impact of descriptive norms at the developmental stage of adolescence, and provide guidelines for anti-smoking campaigns and interventions to leverage peer influence in the direction of health promotion.

Acknowledgments

The authors are grateful to Robert Hornik, James Sargent, Xinyin Chen, and Nicole Cooper for their great support and helpful comments on this paper. We also thank Jack Alexander McDonald, Elizabeth Beard, Nicolette Gregor, and Mia Eccher for their assistance in data collection and manuscript proofreading. We are also immensely grateful to the editor and the anonymous reviewers for their valuable suggestions that have resulted in a significantly improved manuscript.

Funding:

Research reported in this publication was facilitated by the National Institutes of Health (NIH) under Award Number R01MH094241. Falk wishes to acknowledge support from the National Institutes of Health NIH 1DP2DA03515601, the Army Research Laboratory through contract number W911NF-10-2-0022, a DARPA Young Faculty Award YFAD14AP00048 and Hope Lab. The content is solely the responsibility of the authors and does not represent the official views of the NIH, DARPA, or ARL.

References

Note: References marked with an asterisk indicate studies included in the meta-analysis. The in-text citations to studies selected for meta-analysis are not preceded by asterisks.

- Abroms L, Simons-Morton B, Haynie DL, Chen R. Psychosocial predictors of smoking trajectories during middle and high school. *Addiction*. 2005; 100:852–861. <http://doi.org/10.1111/j.1360-0443.2005.01090.x>. [PubMed: 15918815]
- Akers, RL. Social learning and social structure: A general theory of crime and deviance. Boston, MA, US: Northeastern University Press; 1998.
- Alexander C, Piazza M, Mekos D, Valente T. Peers, schools, and adolescent cigarette smoking. *Journal of Adolescent Health*. 2001; 29:22–30. [http://doi.org/10.1016/S1054-139X\(01\)00210-5](http://doi.org/10.1016/S1054-139X(01)00210-5). [PubMed: 11429302]
- Aloe AM, Becker BJ. Teacher verbal ability and school outcomes: Where is the evidence? *Educational Researcher*. 2009; 38:612–624. <https://doi.org/10.3102/0013189X09353939>.
- Aloe, AM., Becker, BJ. Advances in combining regression results in meta-analysis. In: Williams, M., Vogt, W., editors. *The SAGE Handbook of Innovation in Social Research Methods*. London, UK: SAGE Publications; 2011. p. 331-352.
- Aloe AM, Becker BJ. An effect size for regression predictors in meta-analysis. *Journal of Educational and Behavioral Statistics*. 2012; 37:278–297. <https://doi.org/10.3102/1076998610396901>.
- *. Ayatollahi SA, Rajaeifard A, Mohammadpoorasl A. Predicting the stages of smoking acquisition in the male students of Shiraz's high schools, 2003. *Nicotine & Tobacco Research*. 2005; 7:845–851. <http://doi.org/10.1080/14622200500330233>. [PubMed: 16298719]
- Bagozzi RP, Wong N, Abe S, Bergami M. Cultural and situational contingencies and the theory of reasoned action: Application to fast food restaurant consumption. *Journal of Consumer Psychology*. 2000; 9:97–106. http://doi.org/10.1207/S15327663JCP0902_4.
- Bandura, A. Social learning theory. Englewood Cliffs, NJ, US: Prentice-Hall; 1977.
- Bandura, A. Social foundations of thought and action: A social cognitive. Englewood Cliffs, NJ, US: Prentice Hall; 1985.
- *. Bauman KE, Carver K, Gleiter K. Trends in parent and friend influence during adolescence: The case of adolescent cigarette smoking. *Addictive Behaviors*. 2001; 26:349–361. [http://doi.org/10.1016/S0306-4603\(00\)00110-6](http://doi.org/10.1016/S0306-4603(00)00110-6). [PubMed: 11436927]
- Bauman KE, Ennett ST. On the importance of peer influence for adolescent drug use: Commonly neglected considerations. *Addiction*. 1996; 91:185–198. <http://doi.org/10.1046/j.1360-0443.1996.9121852.x>. [PubMed: 8835276]
- *. Bernat DH, Erickson DJ, Widorne R, Perry CL, Forster JL. Adolescent smoking trajectories: Results from a population-based cohort study. *Journal of Adolescent Health*. 2008; 43:334–340. <http://doi.org/10.1016/j.jadohealth.2008.02.014>. [PubMed: 18809130]
- *. Bidstrup PE, Frederiksen K, Siersma V, Mortensen EL, Ross L, Vinther-Larsen M, Johansen C. Social-cognitive and school factors in initiation of smoking among adolescents: A prospective cohort study. *Cancer Epidemiology Biomarkers & Prevention*. 2009; 18:384–392. <http://doi.org/10.1158/1055-9965.EPI-08-0584>.
- *. Blitstein JL, Robinson LA, Murray DM, Klesges RC, Zbikowski SM. Rapid progression to regular cigarette smoking among nonsmoking adolescents: Interactions with gender and ethnicity. *Preventive Medicine*. 2003; 36:455–463. [http://doi.org/10.1016/S0091-7435\(02\)00041-5](http://doi.org/10.1016/S0091-7435(02)00041-5). [PubMed: 12649054]

- Bogdanovica I, Szatkowski L, McNeill A, Spanopoulos D, Britton J. Exposure to point-of-sale displays and changes in susceptibility to smoking: Findings from a cohort study of school students. *Addiction*. 2015; 110:693–702. <https://doi.org/10.1111/add.12826>. [PubMed: 25488727]
- Bond R, Smith PB. Culture and conformity: A meta-analysis of studies using Asch's (1952b, 1956) line judgment task. *Psychological Bulletin*. 1996; 119:111–137. <http://doi.org/10.1037/0033-2909.119.1.111>.
- van de Bongardt D, Reitz E, Sandfort T, Dekovi M. A meta-analysis of the relations between three types of peer norms and adolescent sexual behavior. *Personality and Social Psychology Review*. 2014; 19:203–234. <http://doi.org/10.1177/1088868314544223>. [PubMed: 25217363]
- Borenstein, M., Hedges, LV., Higgins, JPT., Rothstein, HR. *Introduction to Meta-Analysis*. Chichester, UK: John Wiley & Sons, Ltd; 2009.
- Borsari B, Carey KB. Descriptive and injunctive norms in college drinking: A meta-analytic integration. *Journal of Studies on Alcohol*. 2003; 64:331–341. [PubMed: 12817821]
- Bramoullé Y, Djebbari H, Fortin B. Identification of peer effects through social networks. *Journal of Econometrics*. 2009; 150:41–55. <http://doi.org/10.1016/j.jeconom.2008.12.021>.
- Brechwald WA, Prinstein MJ. Beyond homophily: A decade of advances in understanding peer influence processes. *Journal of Research on Adolescence*. 2011; 21:166–179. <http://doi.org/10.1111/j.1532-7795.2010.00721.x>. [PubMed: 23730122]
- Breslau N, Peterson EL. Smoking cessation in young adults: Age at initiation of cigarette smoking and other suspected influences. *American Journal of Public Health*. 1996; 86:214–220. <http://doi.org/10.2105/AJPH.86.2.214>. [PubMed: 8633738]
- Brewer P, Venaik S. On the misuse of national culture dimensions. *International Marketing Review*. 2012; 29:673–683. <http://doi.org/10.1108/02651331211277991>.
- Brewer P, Venaik S. The ecological fallacy in national culture research. *Organization Studies*. 2014; 35:1063–1086. <http://doi.org/10.1177/0170840613517602>.
- *. Bricker JB, Peterson AV Jr, Andersen MR, Rajan KB, Leroux BG, Sarason IG. Childhood friends who smoke: Do they influence adolescents to make smoking transitions? *Addictive Behaviors*. 2006; 31:889–900. <http://doi.org/10.1016/j.addbeh.2005.07.011>. [PubMed: 16099595]
- Brown, BB. Peer groups and peer cultures. In: Feldman, SS., Elliott, GR., editors. *At the threshold: The developing adolescent*. Cambridge, MA, US: Harvard University Press; 1990. p. 171-196.
- Brown BB, Clasen DR, Eicher SA. Perceptions of peer pressure, peer conformity dispositions, and self-reported behavior among adolescents. *Developmental Psychology*. 1986; 22:521–530. <http://doi.org/10.1037/0012-1649.22.4.521>.
- Card, NA. *Applied meta-analysis for social science research*. New York, NY, US: Guilford Press; 2012.
- Carpenter CJ. A trim and fill examination of the extent of publication bias in communication research. *Communication Methods and Measures*. 2012; 6:41–55. <http://doi.org/10.1080/19312458.2011.651347>.
- Centers for Disease Control and Prevention (CDC). Tobacco product use among middle and high school students – United States, 2011–2015. *MMWR Morbidity and Mortality Weekly Report*. 2016; 65(14):361–367. [PubMed: 27077789]
- *. Chang FC, Lee CM, Lai HR, Chiang JT, Lee PH, Chen WJ. Social influences and self-efficacy as predictors of youth smoking initiation and cessation: A 3-year longitudinal study of vocational high school students in Taiwan. *Addiction*. 2006; 101:1645–1655. <http://doi.org/10.1111/j.1360-0443.2006.01607.x>. [PubMed: 17034445]
- Chassin L, Presson CC, Pitts SC, Sherman SJ. The natural history of cigarette smoking from adolescence to adulthood in a Midwestern community sample: Multiple trajectories and their psychosocial correlates. *Health Psychology*. 2000; 19:223–231. <http://doi.org/10.1037/0278-6133.19.3.223>. [PubMed: 10868766]
- Chen J, Albert D, O'Brien L, Uckert K, Steinberg L. Peers increase adolescent risk taking by enhancing activity in the brain's reward circuitry: Peer influence on risk taking. *Developmental Science*. 2011; 14:F1–F10. <http://doi.org/10.1111/j.1467-7687.2010.01035.x>. [PubMed: 21499511]

- Chen X. Culture, peer interaction, and socioemotional development. *Child Development Perspectives*. 2012; 6:27–34. <http://doi.org/10.1111/j.1750-8606.2011.00187.x>.
- *. Chen XG, Stanton B, Fang XY, Li XM, Lin DH, Zhang JT, Yang HM. Perceived smoking norms, socioenvironmental factors, personal attitudes and adolescent smoking in China: A mediation analysis with longitudinal data. *Journal of Adolescent Health*. 2006; 38:359–368. <http://doi.org/10.1016/j.jadohealth.2005.03.010>. [PubMed: 16549296]
- *. Chen X, Jacques-Tiura AJ. Smoking initiation associated with specific periods in the life course from birth to young adulthood: Data from the National Longitudinal Survey of Youth 1997. *American Journal of Public Health*. 2014; 104:e119–126. <https://doi.org/10.2105/AJPH.2013.301530>.
- *. Chun J, Chung IJ. Gender differences in factors influencing smoking, drinking, and their co-occurrence among adolescents in South Korea. *Nicotine & Tobacco Research*. 2013; 15:542–551. <http://doi.org/10.1093/ntr/nts181>. [PubMed: 23072870]
- Cialdini RB, Kallgren CA, Reno RR. A focus theory of normative conduct: A theoretical refinement and reevaluation of the role of norms in human behavior. *Advances in Experimental Social Psychology*. 1991; 24:201–234. [http://doi.org/10.1016/S0065-2601\(08\)60330-5](http://doi.org/10.1016/S0065-2601(08)60330-5).
- Cialdini RB, Reno RR, Kallgren CA. A focus theory of normative conduct: Recycling the concept of norms to reduce littering in public places. *Journal of Personality and Social Psychology*. 1990; 58:1015–1026. <http://doi.org/10.1037/0022-3514.58.6.1015>.
- Cialdini RB., Trost, MR. Social influence: Social norms, conformity and compliance. In: Gilbert, DT, Fiske, ST., Lindzey, G., editors. *The handbook of social psychology*, Vols 1 and 2 (4th ed). New York, NY, US: McGraw-Hill; 1998. p. 151-192.
- Coombs RB, Li S, Kozlowski LT. Age interacts with heaviness of smoking in predicting success in cessation of smoking. *American Journal of Epidemiology*. 1992; 135:240–246. [PubMed: 1546699]
- Conrad KM, Flay BR, Hill D. Why children start smoking cigarettes: Predictors of onset. *British Journal of Addiction*. 1992; 87:1711–1724. <http://doi.org/10.1111/j.1360-0443.1992.tb02684.x>. [PubMed: 1490085]
- *. Cowdery JE, Fitzhugh EC, Wang MQ. Sociobehavioral influences on smoking initiation of Hispanic adolescents. *Journal of Adolescent Health*. 1997; 20:46–50. [http://doi.org/10.1016/S1054-139X\(96\)00086-9](http://doi.org/10.1016/S1054-139X(96)00086-9). [PubMed: 9007658]
- *. Crossman, AF. The parent-child relationship and substance use: A test of the long-term mediating effects of self-esteem using data from the National Longitudinal Study of Adolescent Health. Arizona State University; 2007. Retrieved from ProQuest Dissertations & Theses Full Text
- *. D'Amico EJ, McCarthy DA. Escalation and initiation of younger adolescents' substance use: The impact of perceived peer use. *Journal of Adolescent Health*. 2006; 39:481–487. <http://doi.org/10.1016/j.jadohealth.2006.02.010>. [PubMed: 16982381]
- de Mooij M, Hofstede G. The Hofstede model: Applications to global branding and advertising strategy and research. *International Journal of Advertising*. 2010; 29:85. <http://doi.org/10.2501/S026504870920104X>.
- de Mooij M, Hofstede G. Cross-cultural consumer behavior: A review of research findings. *Journal of International Consumer Marketing*. 2011; 23:181–192. <http://doi.org/10.1080/08961530.2011.578057>.
- *. de Vries H, Candel M, Engels R, Mercken L. Challenges to the peer influence paradigm: Results for 12–13 year olds from six European countries from the European smoking prevention framework approach study. *Tobacco Control*. 2006; 15:83–89. <http://doi.org/10.1136/tc.2003.007237>. [PubMed: 16565454]
- *. Deutsch AR, Chernyavskiy P, Steinley D, Slutske WS. Measuring peer socialization for adolescent substance use: A comparison of perceived and actual friends' substance use effects. *Journal of Studies on Alcohol and Drugs*. 2015; 76:267–277. [PubMed: 25785802]
- *. Distefan JM, Gilpin EA, Choi WS, Pierce JP. Parental influences predict adolescent smoking in the United States, 1989-1993. *Journal of Adolescent Health*. 1998; 22:466–474. [http://doi.org/10.1016/S1054-139X\(98\)00013-5](http://doi.org/10.1016/S1054-139X(98)00013-5). [PubMed: 9627817]

- Duval S, Tweedie R. A nonparametric “trim and fill” method of accounting for publication bias in meta-analysis. *Journal of the American Statistical Association*. 2000a; 95:89–98. <http://doi.org/10.1080/01621459.2000.10473905>.
- Duval S, Tweedie R. Trim and fill: A simple funnel-plot-based method of testing and adjusting for publication bias in meta-analysis. *Biometrics*. 2000b; 56:455–463. <http://doi.org/10.1111/j.0006-341X.2000.00455.x>. [PubMed: 10877304]
- *. Eaton, JA. The effect of peer and parental smoking on adolescent smoking initiation: Exploring potential moderators. University of New Hampshire; 2009. Retrieved from ProQuest Dissertations & Theses Full Text
- Egger M, Smith GD, Schneider M, Minder C. Bias in meta-analysis detected by a simple, graphical test. *BMJ*. 1997; 315:629–634. <http://doi.org/10.1136/bmj.315.7109.629>. [PubMed: 9310563]
- Eisenberg, N., Fabes, RA., Spinrad, TL. *Handbook of Child Psychology*. New York, NY, US: John Wiley & Sons; 2007. Prosocial development.
- *. Ellickson PL, McGuigan K, Klein DJ. Predictors of late-onset smoking and cessation over 10 years. *Journal of Adolescent Health*. 2001; 29:101–108. [http://doi.org/10.1016/S1054-139X\(00\)00199-3](http://doi.org/10.1016/S1054-139X(00)00199-3).
- Ellickson PL, Perlman M, Klein DJ. Explaining racial/ethnic differences in smoking during the transition to adulthood. *Addictive Behaviors*. 2003; 28:915–931. [http://doi.org/10.1016/S0306-4603\(01\)00285-4](http://doi.org/10.1016/S0306-4603(01)00285-4). [PubMed: 12788265]
- Ellickson PL, Tucker JS, Klein DJ. High-risk behaviors associated with early smoking: Results from a 5-year follow-up. *Journal of Adolescent Health*. 2001; 28:465–473. [http://doi.org/10.1016/S1054-139X\(00\)00202-0](http://doi.org/10.1016/S1054-139X(00)00202-0). [PubMed: 11377990]
- *. Ellickson PL, Tucker JS, Klein DJ. Reducing early smokers’ risk for future smoking and other problem behavior: Insights from a five-year longitudinal study. *Journal of Adolescent Health*. 2008; 43:394–400. <http://doi.org/10.1016/j.jadohealth.2008.03.004>. [PubMed: 18809138]
- *. Engels RCME, Vitaro F, Blokland EDE, de Kemp R, Scholte RHJ. Influence and selection processes in friendships and adolescent smoking behaviour: The role of parental smoking. *Journal of Adolescence*. 2004; 27:531–544. <http://doi.org/10.1016/j.adolescence.2004.06.006>. [PubMed: 15475045]
- Eriksen, M., Mackay, J., Schluger, N., Gomeshtapeh, F., Drope, J. *The tobacco atlas: Revised, expanded, and updated*. Atlanta, USA: American Cancer Society; 2015.
- Falk EB, Cascio CN, Brook O’Donnell M, Carp J, Tinney FJ, Bingham CR, Simons-Morton BG. Neural responses to exclusion predict susceptibility to social influence. *Journal of Adolescent Health*. 2014; 54:S22–S31. <http://doi.org/10.1016/j.jadohealth.2013.12.035>. [PubMed: 24759437]
- Falk EB, Way BM, Jasinska AJ. An imaging genetics approach to understanding social influence. *Frontiers in Human Neuroscience*. 2012; 6:1–13. <http://doi.org/10.3389/fnhum.2012.00168>. [PubMed: 22279433]
- Festinger L. A theory of social comparison processes. *Human Relations*. 1954; 7:117–140. <http://doi.org/10.1177/001872675400700202>.
- Fisher LA, Bauman KE. Influence and selection in the friend-adolescent relationship: Findings from studies of adolescent smoking and drinking. *Journal of Applied Social Psychology*. 1988; 18:289–314. <http://doi.org/10.1111/j.1559-1816.1988.tb00018.x>.
- Fisher, Z., Tipton, E. Robumeta: Robust variance meta-regression (version 1.6). 2016. Retrieved from <http://cran.r-project.org/web/packages/robumeta/index.html>
- *. Flay BR, Hu FB, Richardson J. Psychosocial predictors of different stages of cigarette smoking among high school students. *Preventive Medicine*. 1998; 27:A9–A18. <http://doi.org/10.1006/pmed.1998.0380>. [PubMed: 9808813]
- *. Flay BR, Hu FB, Siddiqui O, Day LE, Hedeker D, Petraitis J, Sussman S. Differential influence of parental smoking and friends’ smoking on adolescent initiation and escalation of smoking. *Journal of Health and Social Behavior*. 1994; 35:248–265. [PubMed: 7983337]
- *. Flint AJ, Yamada EG, Novotny TE. Black–white differences in cigarette smoking uptake: Progression from adolescent experimentation to regular use. *Preventive Medicine: An International Journal Devoted to Practice and Theory*. 1998; 27:358–364. <http://doi.org/10.1006/pmed.1998.0299>.

- Forster JL, Wolfson M. Youth access to tobacco: Policies and politics. *Annual Review of Public Health*. 1998; 19:203–235. <https://doi.org/10.1146/annurev.publhealth.19.1.203>.
- Forster JL, Wolfson M, Murray DM, Wagenaar AC, Claxton AJ. Perceived and measured availability of tobacco to youths in 14 Minnesota communities: the TPOP Study. *Tobacco Policy Options for Prevention*. *American Journal of Preventive Medicine*. 1996; 13:167–174.
- Fulgini AJ, Eccles JS. Perceived parent-child relationships and early adolescents' orientation toward peers. *Developmental Psychology*. 1993; 29:622–632. <https://doi.org/10.1037/0012-1649.29.4.622>.
- Gelfand MJ, Raver JL, Nishii L, Leslie LM, Lun J, Lim BC, Yamaguchi S. Differences between tight and loose cultures: A 33-Nation Study. *Science*. 2011; 332:1100–1104. <https://doi.org/10.1126/science.1197754>. [PubMed: 21617077]
- Georgas J, van de Vijver FJR, Berry JW. The ecocultural framework, ecosocial indices, and psychological variables in cross-cultural research. *Journal of Cross-Cultural Psychology*. 2004; 35:74–96. <https://doi.org/10.1177/0022022103260459>.
- Gibbons FX, Gerrard M. Predicting young adults' health risk behavior. *Journal of Personality and Social Psychology*. 1995; 69:505–517. <http://doi.org/10.1037/0022-3514.69.3.505>. [PubMed: 7562392]
- *. Go MH, Green HD Jr, Kennedy DP, Pollard M, Tucker JS. Peer influence and selection effects on adolescent smoking. *Drug and Alcohol Dependence*. 2010; 109:239–242. <http://doi.org/10.1016/j.drugalcdep.2009.12.017>. [PubMed: 20071108]
- *. Go MH, Tucker JS, Green HD Jr, Pollard M, Kennedy D. Social distance and homophily in adolescent smoking initiation. *Drug and Alcohol Dependence*. 2012; 124:347–354. <http://doi.org/10.1016/j.drugalcdep.2012.02.007>. [PubMed: 22417919]
- *. Goldade K, Choi K, Bernat DH, Klein EG, Okuyemi KS, Forster J. Multilevel predictors of smoking initiation among adolescents: Findings from the Minnesota Adolescent Community Cohort (MACC) study. *Preventive Medicine*. 2012; 54:242–246. [PubMed: 22245269]
- Goldsmith-Pinkham P, Imbens GW. Social networks and the identification of peer effects. *Journal of Business & Economic Statistics*. 2013; 31:253–264. <http://doi.org/10.1080/07350015.2013.801251>.
- Goldstein NJ, Cialdini RB, Griskevicius V. A room with a viewpoint: Using social norms to motivate environmental conservation in hotels. *Journal of Consumer Research*. 2008; 35:472–482. <http://doi.org/10.1086/586910>.
- Griesler K, Kandel DB. Ethnic differences in correlates of adolescent cigarette smoking. *Journal of Adolescent Health*. 1998; 23:167–180. [https://doi.org/10.1016/S1054-139X\(98\)00029-9](https://doi.org/10.1016/S1054-139X(98)00029-9). [PubMed: 9730360]
- *. Gritz ER, Prokhorov AV, Hudmon KS, Jones MM, Rosenblum C, Chang CC, de Moor C. Predictors of susceptibility to smoking and ever smoking: A longitudinal study in a triethnic sample of adolescents. *Nicotine & Tobacco Research*. 2003; 5:493–506. <http://doi.org/10.1080/1462220031000118568>. [PubMed: 12959787]
- Hamamura T. Are cultures becoming individualistic? A cross-temporal comparison of individualism–collectivism in the United States and Japan. *Personality and Social Psychology Review*. 2012; 16:3–24. <https://doi.org/10.1177/1088868311411587>. [PubMed: 21700795]
- *. Harakeh Z, Engels RCME, Vermulst AA, De Vries H, Scholte RHJ. The influence of best friends and siblings on adolescent smoking: A longitudinal study. *Psychology & Health*. 2007; 22:269–289. <http://doi.org/10.1080/14768320600843218>.
- Harakeh Z, Vollebergh WAM. *Drug and Alcohol Dependence*. 2012; 121:220–223. <https://doi.org/10.1016/j.drugalcdep.2011.08.029>. [PubMed: 21955363]
- *. Harrabi I, Chahed H, Maatoug J, Gaha J, Essoussi S, Ghannem H. Predictors of smoking initiation among schoolchildren in Tunisia: A 4 years cohort study. *African Health Sciences*. 2009; 9:147–152. [PubMed: 20589142]
- Hedges LV, Tipton E, Johnson MC. Robust variance estimation in meta-regression with dependent effect size estimates. *Research Synthesis Methods*. 2010; 1:39–65. <http://doi.org/10.1002/jrsm.5>. [PubMed: 26056092]

- *. Hiemstra M, Kleinjan M, van Schayck OCP, Engels RCME, Otten R. Environmental smoking and smoking onset in adolescence: The role of dopamine-related genes, findings from two longitudinal studies. *Plos One*. 2014; 9 <http://doi.org/10.1371/journal.pone.0086497>.
- *. Hiemstra M, Otten R, de Leeuw RNH, van Schayck OCP, Engels RCME. The changing role of self-efficacy in adolescent smoking initiation. *Journal of Adolescent Health*. 2011; 48:597–603. <http://doi.org/10.1016/j.jadohealth.2010.09.011>. [PubMed: 21575820]
- *. Hiemstra M, Otten R, Engels RCME. Smoking onset and the time-varying effects of self-efficacy, environmental smoking, and smoking-specific parenting by using discrete-time survival analysis. *Journal of Behavioral Medicine*. 2012; 35:240–251. <http://doi.org/10.1007/s10865-011-9355-3>. [PubMed: 21643802]
- Higgins JPT, Thompson SG. Quantifying heterogeneity in a meta-analysis. *Statistics in Medicine*. 2002; 21:1539–1558. <http://doi.org/10.1002/sim.1186>. [PubMed: 12111919]
- Hoffman, BR. Multiple methods of measuring peer influence and peer selection for adolescent smoking. University of Southern California; Ann Arbor: 2005. (Ph D.) Retrieved from ProQuest Dissertations & Theses Full Text
- Hoffman BR, Sussman S, Unger JB, Valente TW. Peer influences on adolescent cigarette smoking: A theoretical review of the literature. *Substance Use and Misuse*. 2006; 41:103–155. <http://doi.org/10.1080/10826080500368892>. [PubMed: 16393739]
- Hofmann SG, Asnaani A, Hinton DE. Cultural aspects in social anxiety and social anxiety disorder. *Depression and Anxiety*. 2010; 27:1117–1127. <http://doi.org/10.1002/da.20759>. [PubMed: 21132847]
- Hofstede G. Motivation, leadership, and organization: Do American theories apply abroad? *Organizational Dynamics*. 1980; 9:42–63. [http://doi.org/10.1016/0090-2616\(80\)90013-3](http://doi.org/10.1016/0090-2616(80)90013-3).
- Hofstede, G. Culture's consequences: Comparing values, behaviors, institutions and organizations across nations. Thousand Oaks, CA: SAGE Publications; 2001.
- Hofstede, G., Hofstede, GJ., Minkov, M. Cultures and organizations: Software of the mind. 3rd. New York: McGraw-Hill; 2010.
- Hofstede G, McCrae RR. Personality and culture revisited: Linking traits and dimensions of culture. *Cross-Cultural Research*. 2004; 38:52–88. <https://doi.org/10.1177/1069397103259443>.
- Holliday JC, Rothwell HA, Moore LAR. The relative importance of different measures of peer smoking on adolescent smoking behavior: Cross-sectional and longitudinal analyses of a large British cohort. *The Journal of Adolescent Health*. 2010; 47:58–66. <http://doi.org/10.1016/j.jadohealth.2009.12.020>. [PubMed: 20547293]
- *. Hoving C, Reubsat A, de Vries H. Predictors of smoking stage transitions for adolescent boys and girls. *Preventive Medicine*. 2007; 44:485–489. <http://doi.org/10.1016/j.ypmed.2007.02.011>. [PubMed: 17363048]
- House, RJ., Hanges, PJ., Javidan, M., Dorfman, PW., Gupta, V. Culture, Leadership, and Organizations: The GLOBE Study of 62 Societies. Thousand Oaks, CA: SAGE Publications; 2004.
- Huedo-Medina TB, Sánchez-Meca J, Marín-Martínez F, Botella J. Assessing heterogeneity in meta-analysis: Q statistic or I² index? *Psychological Methods*. 2006; 11:193–206. <http://doi.org/10.1037/1082-989X.11.2.193>. [PubMed: 16784338]
- *. Jackson C. Cognitive susceptibility to smoking and initiation of smoking during childhood: A longitudinal study. *Preventive Medicine*. 1998; 27:129–134. <http://doi.org/10.1006/pmed.1997.0255>. [PubMed: 9465363]
- *. Jackson C, Henriksen L, Dickinson D, Messer L, Robertson SB. A longitudinal study predicting patterns of cigarette smoking in late childhood. *Health Education & Behavior*. 1998; 25:436–447. <http://doi.org/10.1177/109019819802500403>. [PubMed: 9690102]
- Jackson KM, Roberts ME, Colby SM, Barnett NP, Abar CC, Merrill JE. Willingness to drink as a function of peer offers and peer norms in early adolescence. *Journal of Studies on Alcohol and Drugs*. 2014; 75:404–414. [PubMed: 24766752]
- Jackson MO. Unraveling peers and peer effects: Comments on Goldsmith-Pinkham and Imbens' "Social networks and the identification of peer effects". *Journal of Business & Economic Statistics*. 2013; 31:270–273.

- Johnson, BT. Dstat: Software for the meta-analytic review of research literatures, Version 1.10. Hillsdale, N.J.: Lawrence Erlbaum Assoc Inc; 1993.
- *. Kandel DB, Kiros GE, Schaffran C, Hu MC. Racial/Ethnic differences in cigarette smoking initiation and progression to daily smoking: A multilevel analysis. *American Journal of Public Health*. 2004; 94:128–135. [PubMed: 14713710]
- Khan SR, Khan IA. Understanding ethnicity and national culture: A theoretical perspective on knowledge management in the organization. *Knowledge and Process Management*. 2015; 22:51–61. <https://doi.org/10.1002/kpm.1440>.
- *. Killen JD, Robinson TN, Farish K, Hayward C, Wilson DM, Hammer LD, Barr C. Prospective study of risk factors for the initiation of cigarette smoking. *Journal of Consulting and Clinical Psychology*. 1997; 65:1011–1016. <http://doi.org/10.1037/0022-006X.65.6.1011>. [PubMed: 9420362]
- *. Kim H, Clark PI. Cigarette smoking transition in females of low socioeconomic status: Impact of state, school, and individual factors. *Journal of Epidemiology and Community Health*. 2006; 60(suppl 2):ii13–ii19. <http://doi.org/10.1136/jech.2005.045658>.
- Kirke DM. Chain reactions in adolescents' cigarette, alcohol and drug use: Similarity through peer influence or the patterning of ties in peer networks? *Social Networks*. 2004; 26:3–28. <http://doi.org/10.1016/j.socnet.2003.12.001>.
- Kirkman BL, Lowe KB, Gibson CB. A quarter century of Culture's Consequences: a review of empirical research incorporating Hofstede's cultural values framework. *Journal of International Business Studies*. 2006; 37:285–320. <https://doi.org/10.1057/palgrave.jibs.8400202>.
- Kobus K. Peers and adolescent smoking. *Addiction*. 2003; 98:37–55. <http://doi.org/10.1046/j.1360-0443.98.s1.4.x>. [PubMed: 12752361]
- Krohn MD, Skinner WF, Massey JL, Akers RL. Social learning theory and adolescent cigarette smoking: A longitudinal study. *Social Problems*. 1985; 32:455–473. <http://doi.org/10.2307/800775>.
- Lai MK, Ho SY, Lam TH, Man KL, Sai YH, Tai HL. Perceived peer smoking prevalence and its association with smoking behaviours and intentions in Hong Kong Chinese adolescents. *Addiction*. 2004; 99:1195–1205. <http://doi.org/10.1111/j.1360-0443.2004.00797.x>. [PubMed: 15317641]
- Lambros L, J Richard E, Angelos R, Lazuras L, Eiser JR, Rodafinos A. Predicting Greek adolescents' intentions to smoke: A focus on normative processes. *Health Psychology*. 2009; 28:770–778. <http://doi.org/10.1037/a0016126>. [PubMed: 19916646]
- Landrine H, Richardson JL, Klonoff EA, Flay B. Cultural diversity in the predictors of adolescent cigarette smoking: The relative influence of peers. *Journal of Behavioral Medicine*. 1994; 17:331–346. <https://doi.org/10.1007/BF01857956>. [PubMed: 7932684]
- Latané B. The psychology of social impact. *American Psychologist*. 1981; 36:343–356. <http://doi.org/10.1037/0003-066X.36.4.343>.
- Leary, MR., Baumeister, RF. The nature and function of self-esteem: Sociometer theory. In: Zanna, MP., editor. *Advances in experimental social psychology*. Vol. 32. San Diego, CA, US: Academic Press; 2000. p. 1-62.
- Leonardi-Bee J, Jere ML, Britton J. Exposure to parental and sibling smoking and the risk of smoking uptake in childhood and adolescence: A systematic review and meta-analysis. *Thorax*. 2011; 66:847–855. <http://doi.org/10.1136/thx.2010.153379>. [PubMed: 21325144]
- Leventhal H, Cleary PD. The smoking problem: A review of the research and theory in behavioral risk modification. *Psychological Bulletin*. 1980; 88:370–405. <http://doi.org/10.1037/0033-2909.88.2.370>. [PubMed: 7422752]
- Light, RJ., Pillemer, DB. *Summing up: The science of reviewing research*. Harvard University Press; 2009.
- Lipsey, MW., Wilson, DB. *Practical meta-analysis*. Thousand Oaks, CA: SAGE Publications; 2001.
- Lloyd-Richardson EE, Papandonatos G, Kazura A, Stanton C, Niaura R. Differentiating stages of smoking intensity among adolescents: Stage-specific psychological and social influences. *Journal of Consulting and Clinical Psychology*. 2002; 70:998–1009. <http://doi.org/10.1037/0022-006X.70.4.998>. [PubMed: 12182283]

- *. Lotrean LM, Mesters I, Ionut C, de Vries H. Predictability of smoking onset among Romanian adolescents. *Zdravstveno Varstvo*. 2013; 53:78–88. <http://doi.org/10.2478/sjph-2014-0009>.
- Ludden AB, Eccles JS. Psychosocial, motivational, and contextual profiles of youth reporting different patterns of substance use during adolescence. *Journal of Research on Adolescence*. 2007; 17:51–87. <http://doi.org/10.1111/j.1532-7795.2007.00512.x>.
- *. Mahabee-Gittens EM, Xiao Y, Gordon JS, Khoury JC. The dynamic role of parental influences in preventing adolescent smoking initiation. *Addictive Behaviors*. 2013; 38:1905–1911. <http://doi.org/10.1016/j.addbeh.2013.01.002>. [PubMed: 23380496]
- Markus HR, Kitayama S. Culture and the self: Implications for cognition, emotion, and motivation. *Psychological Review*. 1991; 98:224–253. <http://doi.org/10.1037/0033-295X.98.2.224>.
- Maxwell KA. Friends: The role of peer influence across adolescent risk behaviors. *Journal of Youth and Adolescence*. 2002; 31:267–277. <http://doi.org/10.1023/A:1015493316865>.
- Mazanov J, Byrne DG. A cusp catastrophe model analysis of changes in adolescent substance use: Assessment of behavioural intention as a bifurcation variable. *Nonlinear Dynamics, Psychology, & Life Sciences*. 2006; 10:445–470.
- Mcalister AL, Perry C, Maccoby N. Adolescent smoking: Onset and prevention. *Pediatrics*. 1979; 63:650–658. [PubMed: 440878]
- McGloin JM, Sullivan CJ, Thomas KJ. Peer influence and context: the interdependence of friendship groups, schoolmates and network density in predicting substance use. *Journal of Youth and Adolescence*. 2014; 43:1436–1452. [PubMed: 24723051]
- *. McKelvey K, Attonito J, Madhivanan P, Jaber R, Yi Q, Mzayek F, Maziak W. Determinants of waterpipe smoking initiation among school children in Irbid, Jordan: A 4-year longitudinal analysis. *Drug and Alcohol Dependence*. 2014; 142:307–313. <https://doi.org/10.1016/j.drugalcdep.2014.06.038>. [PubMed: 25060962]
- *. McKelvey, K., Attonito, J., Madhivanan, P., Yi, Q., Mzayek, F., Maziak, W. Determinants of cigarette smoking initiation in Jordanian schoolchildren: Longitudinal analysis; *Nicotine & Tobacco Research*. 2015. p. ntu165 <https://doi.org/10.1093/ntr/ntu165>
- *. McNeill AD, Jarvis MJ, Stapleton JA, Russell MA, Eiser JR, Gammage P, Gray EM. Prospective study of factors predicting uptake of smoking in adolescents. *Journal of Epidemiology*. 1988; 43:72–78. <http://doi.org/10.1136/jech.43.1.72>.
- McSweeney B. Hofstede's model of national cultural differences and their consequences: A triumph of faith – a failure of analysis. *Human Relations*. 2002; 55:89–118. <https://doi.org/10.1177/0018726702551004>.
- Mendel JR, Berg CJ, Windle RC, Windle M. Predicting young adulthood smoking among adolescent smokers and nonsmokers. *American Journal of Health Behavior*. 2012; 36:542–554. <http://doi.org/10.5993/AJHB.36.4.11>. [PubMed: 22488404]
- *. Mercken L, Candel M, Willems P, de Vries H. Disentangling social selection and social influence effects on adolescent smoking: The importance of reciprocity in friendships. *Addiction*. 2007; 102:1483–1492. <http://doi.org/10.1111/j.1360-0443.2007.01905.x>. [PubMed: 17610538]
- Mercken L, Sijnders TAB, Steglich C, Vertiainen E, de Vries H. Smoking-based selection and influence in gender-segregated friendship networks: a social network analysis of adolescent smoking. *Addiction*. 2010; 105:1280–1289. <http://doi.org/10.1111/j.1360-0443.2010.02930.x>. [PubMed: 20456296]
- Mercken L, Steglich C, Sinclair P, Holliday J, Moore L. A longitudinal social network analysis of peer influence, peer selection, and smoking behavior among adolescents in British schools. *Health Psychology*. 2012; 31:450–459. <http://doi.org/10.1037/a0026876>. [PubMed: 22251218]
- Milberger S, Biederman J, Faraone SV, Chen L, Jones J. ADHD is associated with early initiation of cigarette smoking in children and adolescents. *Journal of the American Academy of Child & Adolescent Psychiatry*. 1997; 36:37–44. <http://doi.org/10.1097/00004583-199701000-00015>. [PubMed: 9000779]
- *. Milton B, Cook PA, Dugdill L, Porcellato L, Springett J, Woods SE. Why do primary school children smoke? A longitudinal analysis of predictors of smoking uptake during pre-adolescence. *Public Health*. 2004; 118:247–255. <http://doi.org/10.1016/j.puhe.2003.10.006>. [PubMed: 15121433]

- *. Mohammadpoorasl A, Fakhari A, Shamsipour M, Rostami F, Rashidian H. Transitions between the stages of smoking in Iranian adolescents. *Preventive Medicine*. 2010; 52:136–138. <http://doi.org/10.1016/j.ypmed.2010.11.024>. [PubMed: 21145915]
- *. Mohammadpoorasl A, Nedjat S, Fakhari A, Yazdani K, Fotouhi A. Predictors of transition in smoking stages in Iranian adolescents: Latent transition analysis. *Eastern Mediterranean Health Journal*. 2014; 20:330–339. [PubMed: 24952291]
- Moher D, Liberati A, Tetzlaff J, Altman DG, PRISMA Group. Preferred reporting items for systematic reviews and meta-analyses: The PRISMA statement. *PLoS Medicine*. 2009; 6:264–269. <http://doi.org/10.1371/journal.pmed.1000097>.
- *. Molyneux A, Lewis S, Antoniak M, Browne W, McNeill A, Godfrey C, Britton J. Prospective study of the effect of exposure to other smokers in high school tutor groups on the risk of incident smoking in adolescence. *American Journal of Epidemiology*. 2003; 159:127–132. <http://doi.org/10.1093/aje/kwh035>.
- Morgenstern M, Sargent JD, Engels RCME, Scholte RHJ, Florek E, Hunt K, Hanewinkel R. Smoking in movies and adolescent smoking initiation longitudinal study in six European countries. *American Journal of Preventive Medicine*. 2013; 44:339–344. <http://doi.org/10.1016/j.amepre.2012.11.037>. [PubMed: 23498098]
- Morrell HER, Lapsley DK, Halpern-Felsher BL. Subjective invulnerability and perceptions of tobacco-related benefits predict adolescent smoking behavior. *The Journal of Early Adolescence*. 2016; 36:679–703. <https://doi.org/10.1177/0272431615578274>.
- *. Mrug S, Borch C, Cillessen AHN. Other-sex friendships in late adolescence: Risky associations for substance use and sexual debut? *Journal of Youth and Adolescence*. 2011; 40:875–888. <http://doi.org/10.1007/s10964-010-9605-7>. [PubMed: 21088876]
- *. Nonnemaker, JM. The impact of state excise taxes, school smoking policies, state tobacco control policies and peers on adolescent smoking. University of Minnesota; 2002. Retrieved from ProQuest Dissertations & Theses Full Text
- *. O'Loughlin J, Karp I, Koulis T, Paradis G, DiFranza J. Determinants of first puff and daily cigarette smoking in adolescents. *American Journal of Epidemiology*. 2009; 170:585–597. <http://doi.org/10.1093/aje/kwp179>. [PubMed: 19635735]
- *. O'Loughlin J, Paradis G, Renaud L, Gomez LS. One-year predictors of smoking initiation and of continued smoking among elementary schoolchildren in multiethnic, low-income, inner-city neighbourhoods. *Tobacco Control*. 1998; 7:268–275. <http://doi.org/10.1136/tc.7.3.268>. [PubMed: 9825422]
- *. Otten R, Engels RCME, Prinstein MJ. A prospective study of perception in adolescent smoking. *Journal of Adolescent Health*. 2008; 44:478–484. <http://doi.org/10.1016/j.jadohealth.2008.09.004>. [PubMed: 19380096]
- Oyserman D, Coon HM, Kimmelmeier M. Rethinking individualism and collectivism: Evaluation of theoretical assumptions and meta-analyses. *Psychological Bulletin*. 2002; 128:3–72. <https://doi.org/10.1037/0033-2909.128.1.3>. [PubMed: 11843547]
- Park S, Levine TR. The theory of reasoned action and self-construal: Evidence from three cultures. *Communication Monographs*. 1999; 66:199–218. <http://doi.org/10.1080/03637759909376474>.
- Park S, Romer D, Lim S. Does smoking initiation in adolescence increase risk for depression across the lifespan? Evidence from the south Korean national health and nutrition examination survey. *Journal of Addictions Nursing*. 2013; 24:142–148. <http://doi.org/10.1097/JAN.0b013e3182a4cad3>. [PubMed: 24621543]
- *. Park S, Weaver TE, Romer D. Predictors of the transition from experimental to daily smoking among adolescents in the United States. *Journal for Specialists in Pediatric Nursing*. 2009; 14:102–111. <http://doi.org/10.1111/j.1744-6155.2009.00183.x>. [PubMed: 19356204]
- Parsai M, Voisine S, Marsiglia FF, Kulis S, Nieri T. The protective and risk effects of parents and peers on substance use, attitudes, and behaviors of Mexican and Mexican American female and male adolescents. *Youth & Society*. 2008; 40:353–376. <http://doi.org/10.1177/0044118X08318117>.
- Patton GC, Carlin JB, Coffey C, Wolfe R, Hibbert M, Bowes G. Depression, anxiety, and smoking initiation: A prospective study over 3 years. *American Journal of Public Health*. 1998; 88:1518–1522. <http://doi.org/10.2105/AJPH.88.10.1518>. [PubMed: 9772855]

- *. Perrine NE, Aloise-Young PA. The role of self-monitoring in adolescents' susceptibility to passive peer pressure. *Personality and Individual Differences*. 2004; 37:1701–1716. <http://doi.org/10.1016/j.paid.2004.03.005>.
- Pfeifer JH, Allen NB. Arrested development? Reconsidering dual-systems models of brain function in adolescence and disorders. *Trends in Cognitive Sciences*. 2012; 16:322–329. <http://doi.org/10.1016/j.tics.2012.04.011>. [PubMed: 22613872]
- Piantadosi S, Byar DP, Green SB. The ecological fallacy. *American Journal of Epidemiology*. 1988; 127:893–904. [PubMed: 3282433]
- *. Pierce JP, Choi WS, Gilpin EA, Farkas AJ, Merritt RK. Validation of susceptibility as a predictor of which adolescents take up smoking in the United States. *Health Psychology*. 1996; 15:355–361. <http://doi.org/10.1037/0278-6133.15.5.355>. [PubMed: 8891714]
- Pierce JP, Gilpin EA. A historical analysis of tobacco marketing and the uptake of smoking by youth in the United States: 1890–1977. *Health Psychology*. 1995; 14:500–508. <http://doi.org/10.1037/0278-6133.14.6.500>. [PubMed: 8565924]
- Pomery EA, Gibbons FX, Gerrard M, Cleveland MJ, Brody GH, Wills TA. Families and risk: Prospective analyses of familial and social influences on adolescent substance use. *Journal of Family Psychology*. 2005; 19:560–570. <http://doi.org/10.1037/0893-3200.19.4.560>. [PubMed: 16402871]
- Presti DE, Ary DV, Lichtenstein E. The context of smoking initiation and maintenance: Findings from interviews with youths. *Journal of Substance Abuse*. 1992; 4:35–45. [https://doi.org/10.1016/0899-3289\(92\)90026-T](https://doi.org/10.1016/0899-3289(92)90026-T). [PubMed: 1627991]
- *. Prinstein MJ, La Greca AM. Childhood depressive symptoms and adolescent cigarette use: A six-year longitudinal study controlling for peer relations correlates. *Health Psychology*. 2009; 28:283–291. <http://doi.org/10.1037/a0013949>. [PubMed: 19450033]
- Pustejovsky, JE., Tipton, E. Small sample methods for cluster-robust variance estimation and hypothesis testing in fixed effects models. *Journal of Business & Economic Statistics*. 2016. *Qja*, 0-0. <https://doi.org/10.1080/07350015.2016.1247004>
- Qiu L, Lin H, Leung AKY. Cultural differences and switching of in-group sharing behavior between an American (Facebook) and a Chinese (Renren) social networking site. *Journal of Cross-Cultural Psychology*. 2013; 44:106–121. <http://doi.org/10.1177/0022022111434597>.
- Riemer H, Shavitt S, Koo M, Markus HR. Preferences don't have to be personal: Expanding attitude theorizing with a cross-cultural perspective. *Psychological Review*. 2014; 121:619–648. <http://doi.org/10.1037/a0037666>. [PubMed: 25347311]
- Rigsby LC, McDill EL. Adolescent peer influence processes: Conceptualization and measurement. *Social Science Research*. 1972; 1:305–321. [http://doi.org/10.1016/0049-089X\(72\)90079-8](http://doi.org/10.1016/0049-089X(72)90079-8).
- Rimal RN, Lapinski MK. A re-explication of social norms, ten years later. *Communication Theory*. 2015; 25:393–409. <http://doi.org/10.1111/comt.12080>.
- Rimal RN, Real K. Perceived risk and efficacy beliefs as motivators of change. *Human Communication Research*. 2003; 29:370–399. <http://doi.org/10.1111/j.1468-2958.2003.tb00844.x>.
- Rimal RN, Real K. How behaviors are influenced by perceived norms: A test of the theory of normative social behavior. *Communication Research*. 2005; 32:389–414. <http://doi.org/10.1177/0093650205275385>.
- Rivis A, Sheeran P. Descriptive norms as an additional predictor in the theory of planned behaviour: A meta-analysis. *Current Psychology*. 2003; 22:218–233. <http://doi.org/10.1007/s12144-003-1018-2>.
- *. Romer D, et al. The National Annenberg Survey of Youth (NASY). 2008 Unpublished raw data.
- Rothstein, HR., Sutton, AJ., Borenstein, M. *Publication bias in meta-analysis: Prevention, assessment and adjustments*. New York, NY, US: John Wiley & Sons; 2006.
- *. Rose JS, Chassin L, Presson CC, Sherman SJ. Peer influences on adolescent cigarette smoking: A prospective sibling analysis. *Merrill-Palmer Quarterly*. 1999; 45:62–84.
- Ryan AM. The peer group as a context for the development of young adolescent motivation and achievement. *Child Development*. 2001; 72:1135–1150. <http://doi.org/10.1111/1467-8624.00338>. [PubMed: 11480938]

- Samson JE, Ojanen T, Hollo A. Social goals and youth aggression: Meta-analysis of prosocial and antisocial goals. *Social Development*. 2012; 21:645–666. <http://doi.org/10.1111/j.1467-9507.2012.00658.x>.
- *. Sargent JD, Beach ML, Dalton MA, Ernstoff LT, Gibson JJ, Tickle JJ, Heatherton TF. Effect of parental R-rated movie restriction on adolescent smoking initiation: A prospective study. *Pediatrics*. 2004; 114:149–156. <http://doi.org/10.1542/peds.114.1.149>. [PubMed: 15231921]
- *. Sargent JD, Dalton M. Does parental disapproval of smoking prevent adolescents from becoming established smokers? *Pediatrics*. 2001; 108:1256–1262. <http://doi.org/10.1542/peds.108.6.1256>. [PubMed: 11731645]
- *. Scal P, Ireland M, Borowsky IW. Smoking among American adolescents: A risk and protective factor analysis. *Journal of Community Health*. 2003; 28:79–97. <http://doi.org/10.1023/A:1022691212793>. [PubMed: 12705311]
- Scammacca N, Roberts G, Stuebing KK. Meta-analysis with complex research designs dealing with dependence from multiple measures and multiple group comparisons. *Review of Educational Research*. 2014; 84:328–364. <http://doi.org/10.3102/0034654313500826>. [PubMed: 25309002]
- Schaefer DR, Adams J, Haas SA. Social networks and smoking exploring the effects of peer influence and smoker popularity through simulations. *Health Education & Behavior*. 2013; 40:24S–32S. <http://doi.org/10.1177/1090198113493091>. [PubMed: 24084397]
- Schimmack U, Oishi S, Diener E. Individualism: A valid and important dimension of cultural differences between nations. *Personality and Social Psychology Review*. 2005; 9:17–31. http://doi.org/10.1207/s15327957pspr0901_2. [PubMed: 15745862]
- Schoffield PE, Pattison PE, Hill DJ, Borland R. The influence of group identification on the adoption of peer group smoking norms. *Psychology & Health*. 2001; 16:1–16. <http://doi.org/10.1080/08870440108405486>.
- Schwartz SH. Individualism-collectivism critique and proposed refinements. *Journal of Cross-Cultural Psychology*. 1990; 21(2):139–157. <https://doi.org/10.1177/0022022190212001>.
- Schwartz, SH. Cultural dimensions of values: towards an understanding of national differences. In: Kim, U.Triandis, HC.Kagitcibasi, C.Choi, SC., Yoon, G., editors. *Individualism and Collectivism: Theoretical and Methodological Issues*. Thousand Oaks, CA: SAGE; 1994. p. 85-119.
- Schwarzer, G. Meta: Meta-analysis with R (Version 4.0.2). 2014. Retrieved from <http://cran.r-project.org/web/packages/meta/index.html>
- Seo DC, Huang Y. Systematic review of social network analysis in adolescent cigarette smoking behavior. *The Journal of School Health*. 2012; 82:21–27. <http://doi.org/10.1111/j.1746-1561.2011.00663.x>. [PubMed: 22142171]
- Sheth, JN., Sethi, SP. Theory of cross-cultural buyer-behavior. In: Woodside, ArchSheth, JN., Bennett, Peter, editors. *Consumer and Industrial Buying Behavior*. Amsterdam, Netherlands: Elsevier; 1973. p. 369-386.
- *. Siennick, SE., Widdowson, AO., Woessner, M., Feinberg, ME. Internalizing symptoms, peer substance use, and substance use initiation; *Journal of Research on Adolescence*. 2015. p. n/a-n/a. <https://doi.org/10.1111/jora.12215>
- *. Simons-Morton BG. Prospective analysis of peer and parent influences on smoking initiation among early adolescents. *Prevention Science*. 2002; 3:275–283. <http://doi.org/10.1023/A:1020876625045>. [PubMed: 12465590]
- *. Simons-Morton BG. The protective effect of parental expectations against early adolescent smoking initiation. *Health Education Research*. 2004; 19:561–569. <http://doi.org/10.1093/her/cyg071>. [PubMed: 15150137]
- Simons-Morton BG, Farhat T. Recent findings on peer group influences on adolescent smoking. *Journal of Primary Prevention*. 2010; 31:191–208. <http://doi.org/10.1007/s10935-010-0220-x>. [PubMed: 20614184]
- Slater MD. Sensation-seeking as a moderator of the effects of peer influences, consistency with personal aspirations and perceived harm on marijuana and cigarette use among younger adolescents. *Substance Use and Misuse*. 2003; 38:865–880. <http://doi.org/10.1081/JA-120017614>. [PubMed: 12801146]

- Smith PB. Culture's consequences: Something old and something new. *Human Relations*. 2002; 55(1): 119–135. <https://doi.org/10.1177/0018726702551005>.
- Smith, PB., Bond, MH. *Social Psychology Across Cultures*. 2. Boston: Prentice Hall; 1998.
- *. Song AV, Glantz SA, Halpern-Felsher BL. Perceptions of second-hand smoke risks predict future adolescent smoking initiation. *Journal of Adolescent Health*. 2009; 45:618–625. <http://doi.org/10.1016/j.jadohealth.2009.04.022>. [PubMed: 19931835]
- Spijkerman R, Eijnden RJJM den, Overbeek G, Engels RCME. The impact of peer and parental norms and behavior on adolescent drinking: The role of drinker prototypes. *Psychology & Health*. 2007; 22:7–29. <http://doi.org/10.1080/14768320500537688>.
- Steinberg L, Monahan KC. Age differences in resistance to peer influence. *Developmental Psychology*. 2007; 43:1531–1543. <http://doi.org/10.1037/0012-1649.43.6.1531>. [PubMed: 18020830]
- Steinberg L, Silverberg SB. The vicissitudes of autonomy in early adolescence. *Child Development*. 1986; 57:841–851. <http://doi.org/10.2307/1130361>. [PubMed: 3757604]
- Stern RA, Prochaska JO, Velicer WF, Elder JP. Stages of adolescent cigarette smoking acquisition: Measurement and sample profiles. *Addictive Behaviors*. 1987; 12:319–329. [http://doi.org/10.1016/0306-4603\(87\)90046-3](http://doi.org/10.1016/0306-4603(87)90046-3). [PubMed: 3687516]
- Sussman S, Dent CW, Stacy AW, Burciaga C, Raynor A, Turner GE, et al. Peer-group association and adolescent tobacco use. *Journal of Abnormal Psychology*. 1990; 99:349–352. <http://doi.org/10.1037/0021-843X.99.4.349>. [PubMed: 2266208]
- *. Tang KC, Rissel C, Bauman A, Fay J, Porter S, Dawes A, Steven B. A longitudinal study of smoking in year 7 and 8 students speaking English or a language other than English at home in Sydney, Australia. *Tobacco Control*. 1998; 7:35–40. <http://doi.org/10.1136/tc.7.1.35>. [PubMed: 9706752]
- Tanner-Smith EE, Tipton E. Robust variance estimation with dependent effect sizes: Practical considerations including a software tutorial in Stata and SPSS. *Research Synthesis Methods*. 2014; 5:13–30. <http://doi.org/10.1002/jrsm.1091>. [PubMed: 26054023]
- Taras V, Kirkman BL, Steel P. Examining the impact of Culture's consequences: A three-decade, multilevel, meta-analytic review of Hofstede's cultural value dimensions. *Journal of Applied Psychology*. 2010; 95:405–439. <http://doi.org/10.1037/a0018938>. [PubMed: 20476824]
- *. Tell GS, Klepp KI, Vellar OD, McAlister A. Preventing the onset of cigarette smoking in Norwegian adolescents: The Oslo youth study. *Preventive Medicine*. 1984; 13:256–275. [http://doi.org/10.1016/0091-7435\(84\)90083-5](http://doi.org/10.1016/0091-7435(84)90083-5). [PubMed: 6494108]
- Terrin N, Schmid CH, Lau J. In an empirical evaluation of the funnel plot, researchers could not visually identify publication bias. *Journal of Clinical Epidemiology*. 2005; 58:894–901. <http://doi.org/10.1016/j.jclinepi.2005.01.006>. [PubMed: 16085192]
- Terry, DJ., Hogg, MA. *Attitudes, behavior, and social context: The role of norms and group membership*. Psychology Press; 1999.
- Tipton E. Small sample adjustments for robust variance estimation with meta-regression. *Psychological Methods*. 2015; 20:375–393. <https://doi.org/10.1037/met0000011>. [PubMed: 24773356]
- Triandis HC. Collectivism and individualism as cultural syndromes. *Cross-Cultural Research*. 1993; 27:155–180. <http://doi.org/10.1177/106939719302700301>.
- Triandis, HC. *Individualism & collectivism*. Vol. xv. Boulder, CO, US: Westview Press; 1995.
- *. Tucker JS, Edelen MO, Go MH, Pollard MS, Green HD, Kennedy DP. Resisting smoking when a best friend smokes: Do intrapersonal and contextual factors matter? *Journal of Research on Adolescence*. 2011; 22:113–122. <http://doi.org/10.1111/j.1532-7795.2011.00761.x>.
- Turner, JC. *Social influence*. first. Pacific Grove, Calif: Cengage Learning; 1991.
- Turner, JC., Hogg, MA., Oakes, PJ., Reicher, SD., Wetherell, MS. *Rediscovering the social group: A self-categorization theory*. Vol. x. Cambridge, MA, US: Basil Blackwell; 1987.
- Turner L, Mermelstein R, Flay B. Individual and contextual influences on adolescent smoking. *Annals of the New York Academy of Sciences*. 2004; 1021:175–197. <http://doi.org/10.1196/annals.1308.023>. [PubMed: 15251888]

- Tyas SL, Pederson LL. Psychosocial factors related to adolescent smoking: A critical review of the literature. *Tobacco Control*. 1998; 7:409–420. <http://doi.org/10.1136/tc.7.4.409>. [PubMed: 10093176]
- Unger JB, Rohrbach LA, Cruz TB, Baezconde-Garbanati L, Howard KA, Palmer PH, Johnson CA. Ethnic variation in peer influences on adolescent smoking. *Nicotine & Tobacco Research: Official Journal of the Society for Research on Nicotine and Tobacco*. 2001; 3:167–176. <https://doi.org/10.1080/14622200110043086>. [PubMed: 11403731]
- Urberg KA, Degirmencioglu SM, Pilgrim C. Close friend and group influence on adolescent cigarette smoking and alcohol use. *Developmental Psychology*. 1997; 33:834–844. <http://doi.org/10.1037/0012-1649.33.5.834>. [PubMed: 9300216]
- US Department of Health and Human Services. Preventing tobacco use among youth and young adults. Atlanta, GA: US Department of Health and Human Services; 2012.
- U.S. Department of Health and Human Services. The health consequences of smoking—50 years of progress: A report of the surgeon general. Atlanta, GA: U.S. Department of Health and Human Services, Centers for Disease Control and Prevention, National Center for Chronic Disease Prevention and Health Promotion, Office on Smoking and Health; 2014. Retrieved from <http://www.surgeongeneral.gov/library/reports/50-years-of-progress/>
- Uttal DH, Meadow NG, Tipton E, Hand LL, Alden AR, Warren C, Newcombe NS. The malleability of spatial skills: A meta-analysis of training studies. *Psychological Bulletin*. 2013; 139:352–402. <http://doi.org/10.1037/a0028446>. [PubMed: 22663761]
- *. Valente TW, Fujimoto K, Soto D, Ritt-Olson A, Unger JB. A comparison of peer influence measures as predictors of smoking among predominately Hispanic/Latino high school adolescents. *Journal of Adolescent Health*. 2013; 52:358–364. <http://doi.org/10.1016/j.jadohealth.2012.06.014>. [PubMed: 23299016]
- Vargas JH, Kimmelmeier M. Ethnicity and contemporary American culture a meta-analytic investigation of horizontal–vertical individualism–collectivism. *Journal of Cross-Cultural Psychology*. 2013; 44:195–222. <http://doi.org/10.1177/0022022112443733>.
- *. Vitaro F, Wanner B, Brendgen M, Gosselin C, Gendreau PL. Differential contribution of parents and friends to smoking trajectories during adolescence. *Addictive Behaviors*. 2004; 29:831–835. <http://doi.org/10.1016/j.addbeh.2004.02.018>. [PubMed: 15135568]
- Warren CW, Riley L, Asma S, Eriksen MP, Green L, Blanton C, Yach D. Tobacco use by youth: A surveillance report from the Global Youth Tobacco Survey project. *Bulletin of the World Health Organization*. 2000; 78:868–876. [PubMed: 10994259]
- *. Wilkinson AV, Spitz MR, Prokhorov AV, Bondy ML, Shete S, Sargent JD. Exposure to smoking imagery in the movies and experimenting with cigarettes among Mexican heritage youth. *Cancer Epidemiology Biomarkers & Prevention*. 2009; 18:3435–3443. <http://doi.org/10.1158/1055-9965.EPI-09-0766>.
- *. Wills TA, Sargent JD, Stoolmiller M, Gibbons FX, Worth KA, Dal Cin S. Movie exposure to smoking cues and adolescent smoking onset: A test for mediation through peer affiliations. *Health Psychology*. 2007; 26:769–776. <http://doi.org/10.1037/0278-6133.26.6.769>. [PubMed: 18020850]
- WHO. WHO report on the global tobacco epidemic, 2008: The MPOWER package. Geneva: World Health Organization; 2008.
- WHO. Adolescent health. Geneva: World Health Organization; 2016.
- *. Xie B, Palmer P, Li Y, Lin C, Johnson CA. Developmental trajectories of cigarette use and associations with multilayered risk factors among Chinese adolescents. *Nicotine & Tobacco Research*. 2013; 15:1673–1681. <http://doi.org/10.1093/ntr/ntt035>. [PubMed: 23525597]
- Yang Z, Laroche M. Parental responsiveness and adolescent susceptibility to peer influence: A cross-cultural investigation. *Journal of Business Research*. 2011; 64:979–987. <https://doi.org/10.1016/j.jbusres.2010.11.021>.
- *. Yu M, Whitbeck LB. A prospective, longitudinal study of cigarette smoking status among North American Indigenous adolescents. *Addictive Behaviors*. 2016; 58:35–41. <https://doi.org/10.1016/j.addbeh.2016.02.007>. [PubMed: 26905762]

Zimmerman GM, Vázquez BE. Decomposing the peer effect on adolescent substance use: Mediation, nonlinearity, and differential nonlinearity. *Criminology*. 2011; 49:1235–1273. <http://doi.org/10.1111/j.1745-9125.2011.00244.x>.

Author Manuscript

Author Manuscript

Author Manuscript

Author Manuscript

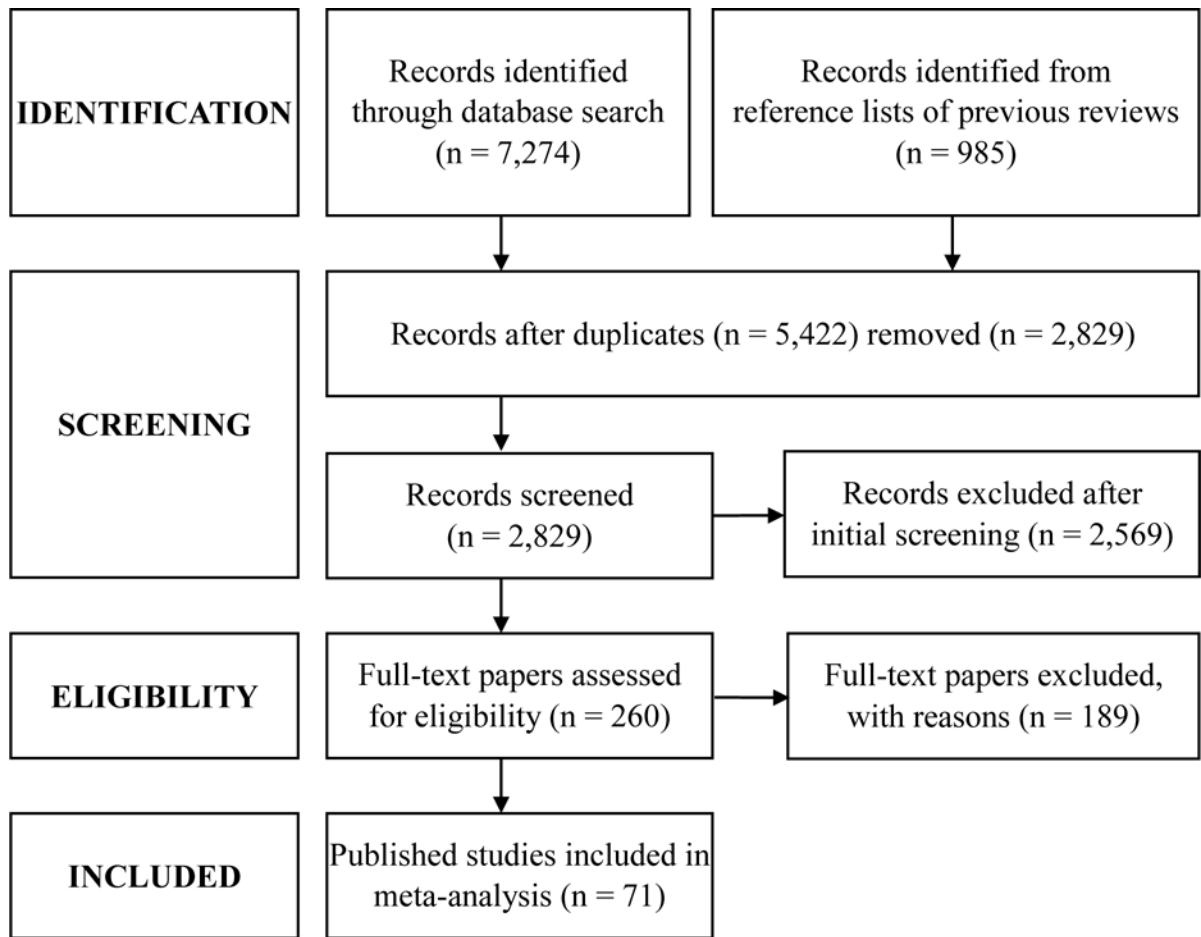
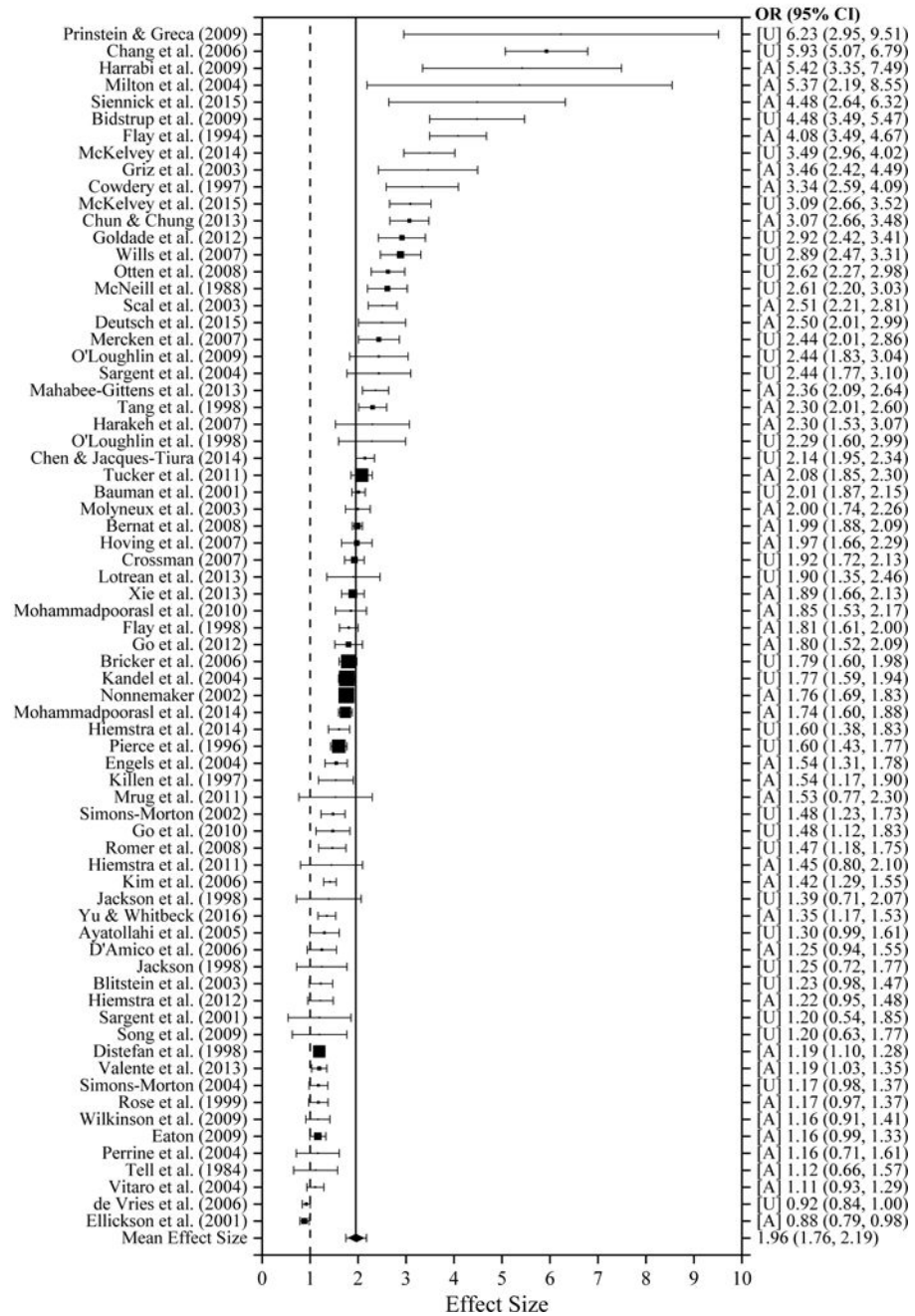


Figure 1.
PRISMA flow chart of published studies retrieval and selection procedures

A.



B.

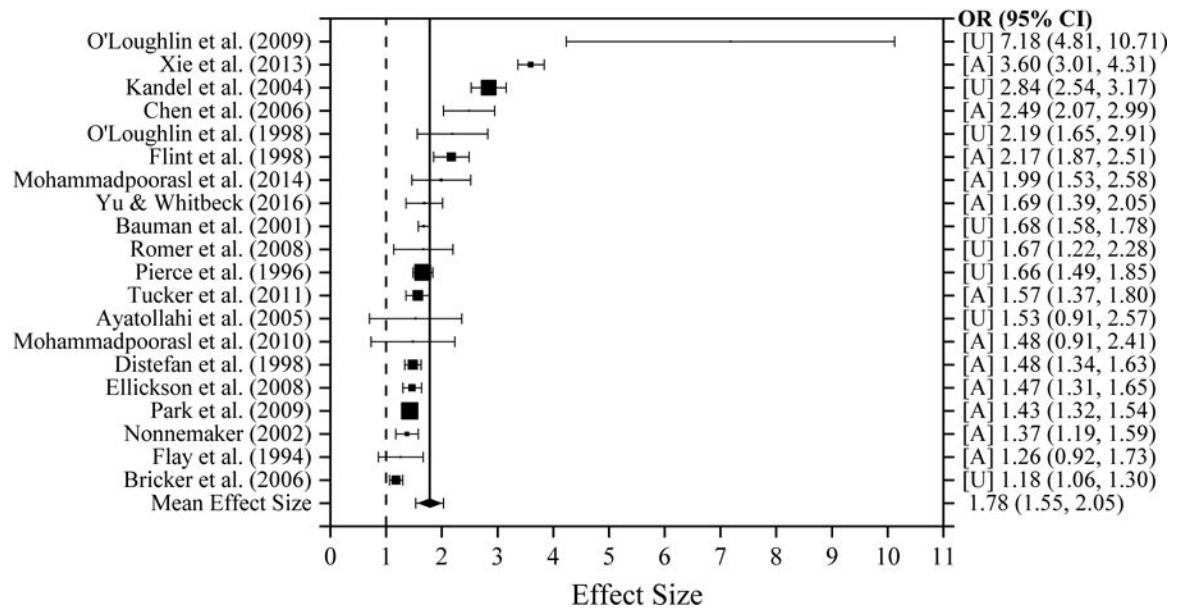
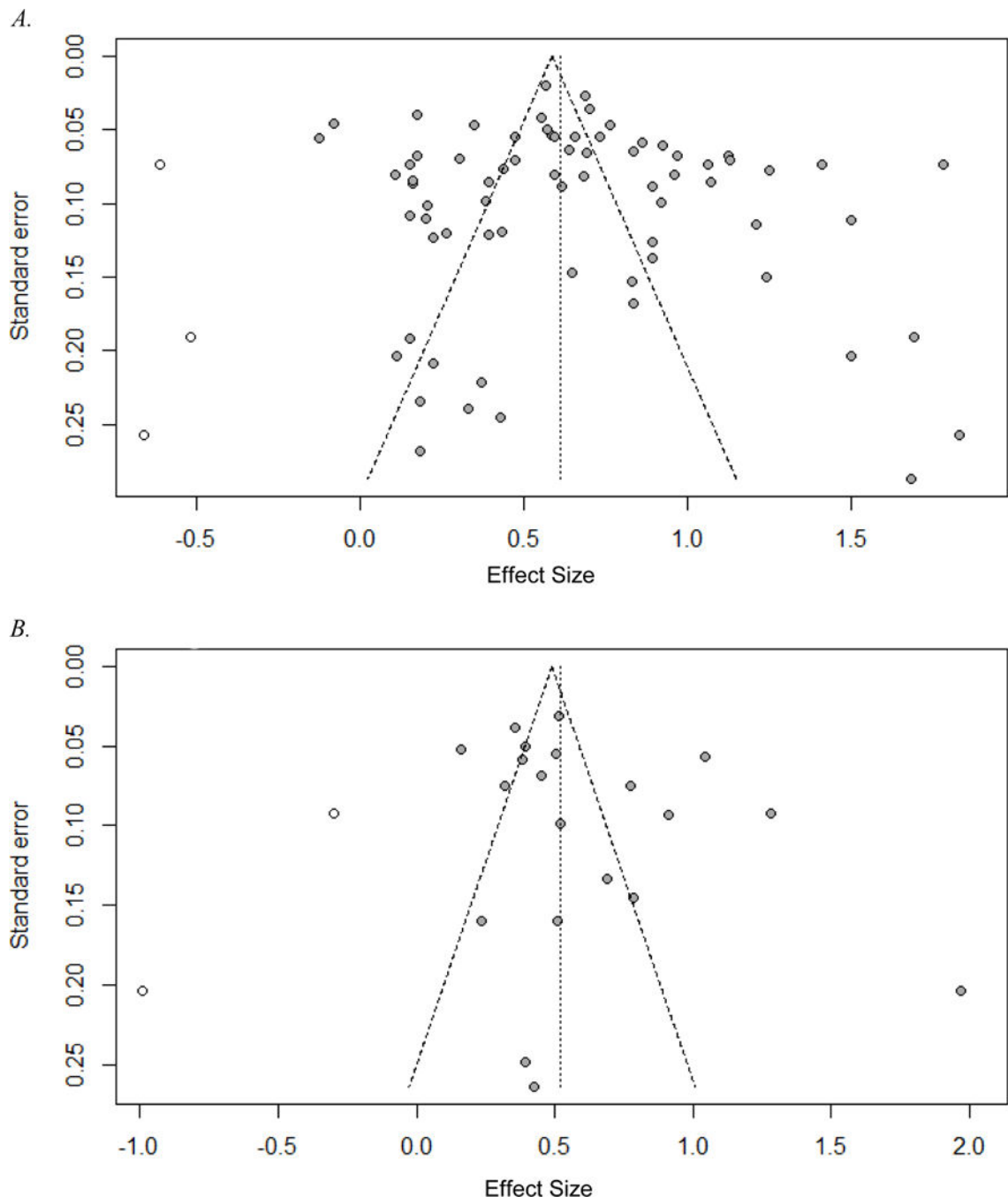


Figure 2.

A. Forest plot for initiation studies

B. Forest plot for continuation studies

Note: In Figures 2A and 2B, the boxes represent the point estimate of effects and is proportionate to the weight assigned to this study in the meta-analysis. Each line extending out of each box is the 95% CI for that particular study. The vertical dotted line represents “the line of no effect”, i.e., peer behavior has no effect on adolescents’ smoking outcomes. The diamond represents the overall or weighted-mean effect size from the meta-analysis estimated by the RVE approach. Both edges of the diamond are right to the line of no effect and this represents that the overall effect size is significantly larger compared to $OR = 1$. [U] indicates unadjusted effect sizes, and [A] indicates adjusted effect sizes.



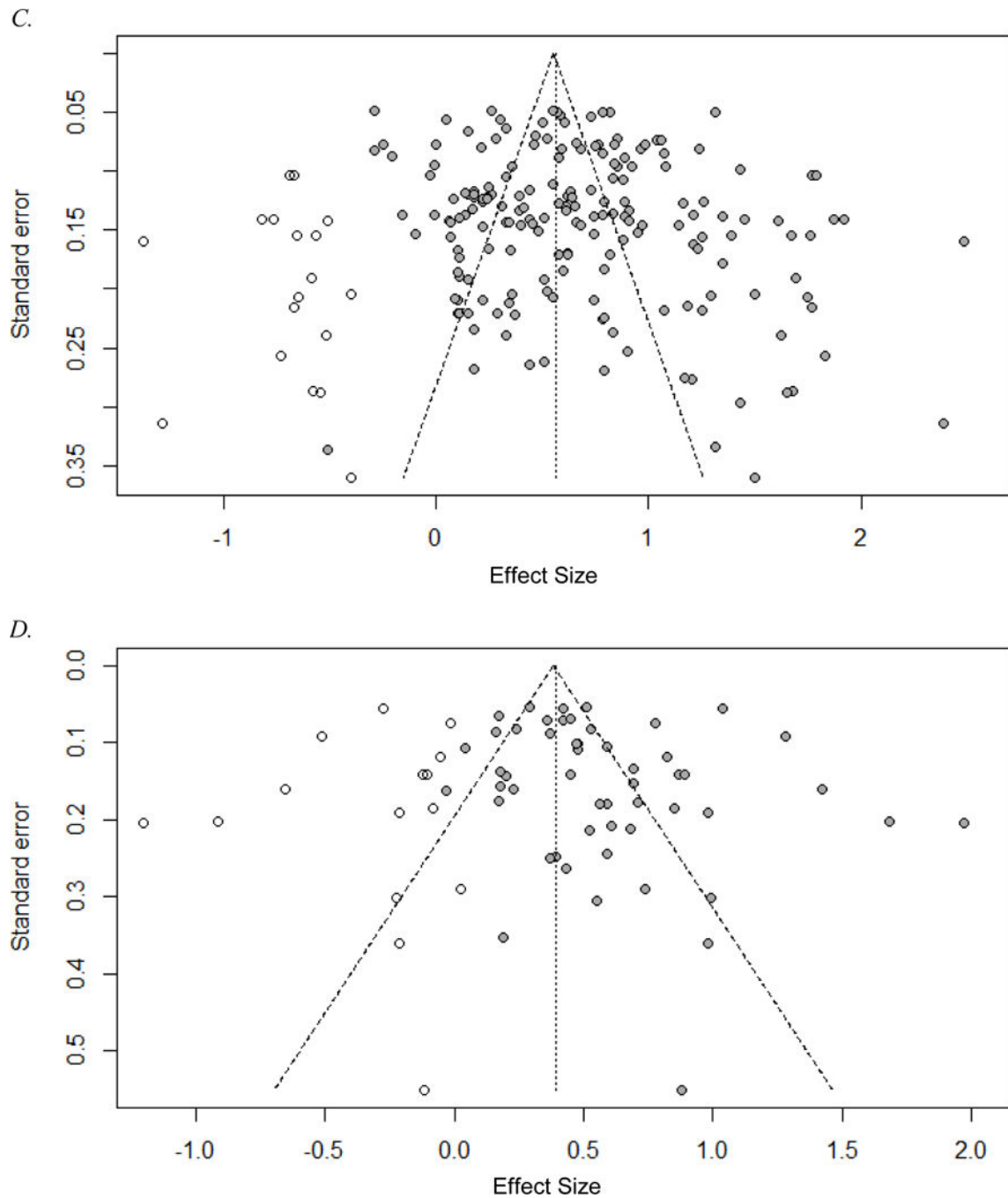


Figure 3.

A. Funnel plot for initiation studies (study level)

B. Funnel plot for continuation studies (study level)

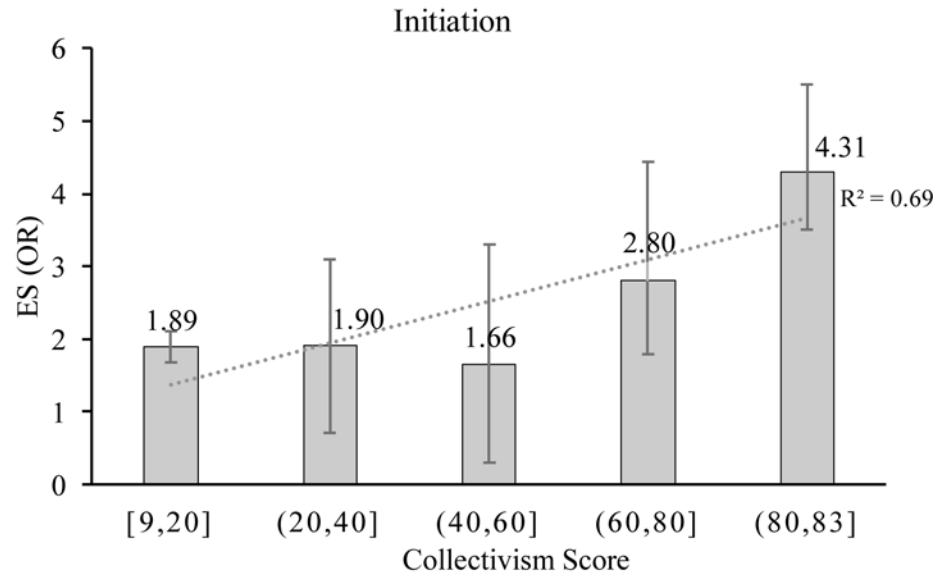
C. Funnel plot for initiation studies (effect size level)

D. Funnel plot for continuation studies (effect size level)

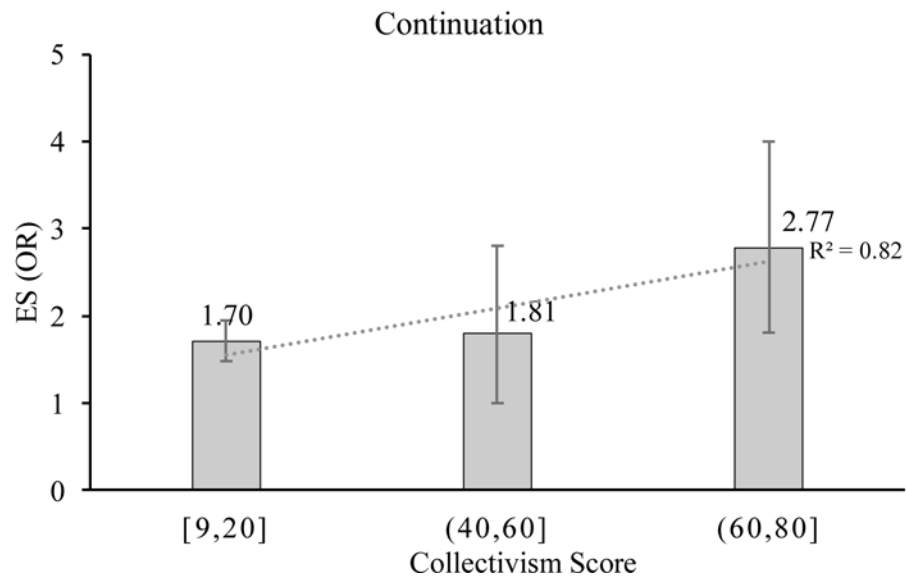
Note: In Figures 3A – 3D, effect size $\ln(\text{OR})$ is plotted on the X -axis and the measure of effect size precision, i.e., standard error on the Y -axis (in decreasing order). The dotted vertical line shows the weighted-mean effect size (without taking into consideration of the

dependency among effect sizes that are nested within same studies). The solid dots represent the observed effect sizes in the samples, and the hollow dots represent the “filled-in” effect sizes as estimated by the trim-and-fill method. Figures 3A and 3B describe the distributions of the study-level effect sizes (by collapsing individual effect sizes within the same study with weights), and exhibit a more symmetrical triangular shape with fewer filled-in data points relative to Figures 3C and 3D, which display all the observed individual effect sizes and appear to be more skewed.

A.



B.

**Figure 4.**

A. Weighted-mean effect sizes across collectivism levels in the initiation sample

B. Weighted-mean effect sizes across collectivism levels in the continuation sample

Note. Figures 4A and 4B visually present the univariate relation between collectivism scores and weighted-mean effect sizes in the initiation and continuation samples, respectively. The Y-axis presents odds ratios. Collectivism scores were aggregated into intervals to maximize the number of effects. Effect size estimate for each interval was calculated with the RVE approach. In Figure 4B, omitted intervals had no effect sizes. Error bars represent 95% confidence intervals of the weighted-mean effect size in each interval. Linear trends are

plotted on top of the bar graphs, with R2 indicating the fit of the trend lines to the data series.

Author Manuscript

Author Manuscript

Author Manuscript

Author Manuscript

Table 1

Effect Sizes and Moderator Values (Levels) in Initiation Studies Sample

	ES	N	Interpersonal Closeness	Country/Region	COL	Tightness	GLOBE COL	Influence Measure	Author Area	Author Institution	Mean Age	% Male	% White	% Black	% Hispanic	% Asian	% Parent Smoke	% Parent Edu	Sample Frame	Population	1st Wave	Length (month)
Ayatollahi et al. (2005)	0.26	912	Close	Iran	59			Prop/Num	PUBH	UNIV	15.95	100						Phone	Regional	2003	8	
Bauman et al. (2001)																						
Age 13	1.26	936	Close	USA	9	5.1	4.2	Dichotomous	PUBH	UNIV	13						58	Student	National	1994	36	
Age 14	0.39	738	Close	USA	9	5.1	4.2	Dichotomous	PUBH	UNIV	14						61	Student	National	1994	36	
Age 15	0.66	666	Close	USA	9	5.1	4.2	Dichotomous	PUBH	UNIV	15						58	Student	National	1994	36	
Age 16	0.40	630	Close	USA	9	5.1	4.2	Dichotomous	PUBH	UNIV	16						59	Student	National	1994	36	
Age 17	0.97	662	Close	USA	9	5.1	4.2	Dichotomous	PUBH	UNIV	17						52	Student	National	1994	36	
Male	0.58	1712	Close	USA	9	5.1	4.2	Dichotomous	PUBH	UNIV	15	100					60	Student	National	1994	12	
Female	0.78	1920	Close	USA	9	5.1	4.2	Dichotomous	PUBH	UNIV	15	0					56	Student	National	1994	12	
White	0.84	2278	Close	USA	9	5.1	4.2	Dichotomous	PUBH	UNIV	15		100	0	0	0	61	Student	National	1994	12	
Black	0.24	893	Close	USA	9	5.1	4.2	Dichotomous	PUBH	UNIV	15		0	100	0	0	52	Student	National	1994	12	
Hispanic	0.58	461	Close	USA	9	5.1	4.2	Dichotomous	PUBH	UNIV	15		0	0	100	0	53	Student	National	1994	12	
Bernat et al. (2008)																						
Friends, non-smoker vs. triers	0.52	2582	Friends	USA	9	5.1	4.2	Prop/Num	MED	UNIV	14	41	85					Phone	Community	2000	12	
Friends, non-smoker vs. occasional users	0.98	2328	Friends	USA	9	5.1	4.2	Prop/Num	MED	UNIV	14	41	85					Phone	Community	2000	12	
Friends, non-smoker vs. early onset	1.24	2219	Friends	USA	9	5.1	4.2	Prop/Num	MED	UNIV	14	41	85					Phone	Community	2000	12	
Friends, non-smoker vs. late onset	0.76	2255	Friends	USA	9	5.1	4.2	Prop/Num	MED	UNIV	14	41	85					Phone	Community	2000	12	
Peers, non-smoker vs. triers	0.28	2582	Peers	USA	9	5.1	4.2	Prop/Num	MED	UNIV	14	41	85					Phone	Community	2000	12	
Peers, non-smoker vs. occasional users	0.66	2328	Peers	USA	9	5.1	4.2	Prop/Num	MED	UNIV	14	41	85					Phone	Community	2000	12	
Peers, non-smoker vs. early onset	0.75	2219	Peers	USA	9	5.1	4.2	Prop/Num	MED	UNIV	14	41	85					Phone	Community	2000	12	
Peers, non-smoker vs. late onset	0.46	2255	Peers	USA	9	5.1	4.2	Prop/Num	MED	UNIV	14	41	85					Phone	Community	2000	12	
Bidstrup et al. (2009)																						
1st follow up	1.92	847	Close	Denmark	26		3.6	Dichotomous	MED	Center	13	47	100	0	0	0		Student	National	2004	6	

Author Manuscript

Author Manuscript

Author Manuscript

Author Manuscript

	ES	N	Interpersonal Closeness	Country/Region	COL	Tightness	GLOBE COL	Influence Measure	Author Area	Author Institution	Mean Age	% Male	% White	% Black	% Hispanic	% Asian	% Parent Smoke	% Parent Edu	Sample Frame	Population	1st Wave	Length (month)
2nd follow up	0.79	411	Close	Denmark	26		3.6	Dichotomous	MED	Center	13	47	100	0	0	0		Student	National	2004	18	
Blitstein et al. (2003)																						
Close friends	0.34	647	Close	USA	9	5.1	4.2	Prop/Num	PSYCH	UNIV	13.9	40		75			29	Student	School	1995	24	
Peers	0.07	645	Peers	USA	9	5.1	4.2	Prop/Num	PSYCH	UNIV	13.9	40		75			29	Student	School	1995	24	
Bricker et al. (2006)	0.58	4744	Close	USA	9	5.1	4.2	Dichotomous	PUBH	Center	13	51	91				44	Student	Regional	1984	108	
Chang et al. (2006)																						
Close friends	1.77	1511	Close	Taiwan	83		4.3	Dichotomous	PUBH	UNIV	15.5	54	0	0	0	100	54	Student	School	2001	24	
Peers	1.79	1511	Friends	Taiwan	83		4.3	Prop/Num	PUBH	UNIV	15.5	54	0	0	0	100	54	Student	School	2001	24	
Chen & Jacques-Tiura (2014)																						
female: pre-teen initiation vs. low-risk group (nonsmoker)	1.35	788	Classmates	USA	9	5.1	4.2	Dichotomous	MED	UNIV	14.7	0	63					NA	National	1997	132	
female: teenage initiation vs. low-risk group (nonsmoker)	0.92	1511	Classmates	USA	9	5.1	4.2	Dichotomous	MED	UNIV	14.7	0	70					NA	National	1997	132	
female: young adult initiation vs. low-risk group (nonsmoker)	0.18	962	Classmates	USA	9	5.1	4.2	Dichotomous	MED	UNIV	14.7	0	62					NA	National	1997	132	
male: pre-teen initiation vs. low-risk group (nonsmoker)	1.21	777	Classmates	USA	9	5.1	4.2	Dichotomous	MED	UNIV	14.7	100	77					NA	National	1997	132	
male: teenage initiation vs. low-risk group (nonsmoker)	0.88	1221	Classmates	USA	9	5.1	4.2	Dichotomous	MED	UNIV	14.7	100	76					NA	National	1997	132	
male: young adult initiation vs. low-risk group (nonsmoker)	0.25	1017	Classmates	USA	9	5.1	4.2	Dichotomous	MED	UNIV	14.7	100	71					NA	National	1997	132	
Chun & Chung (2013)																						
Male	0.84	1594	Close	South Korea	82	10	5.7	Dichotomous	SOCI	UNIV	14.8	100	0	0	0	100		Student	School	2004	36	
Female	1.43	1594	Close	South Korea	82	10	5.7	Dichotomous	SOCI	UNIV	14.8	0	0	0	0	100		Student	School	2004	36	
Cowdery et al. (1997)																						
Male, close male friends	1.65	192	Close	USA	9	5.1	4.2	Prop/Num	PUBH	UNIV	17.6	100	0	0	100	0		Phone	National	1989	36	
Male, close female friends	2.39	192	Close	USA	9	5.1	4.2	Prop/Num	PUBH	UNIV	17.6	100	0	0	100	0		Phone	National	1989	36	
Male, boy/girl friends	0.79	192	Close	USA	9	5.1	4.2	Dichotomous	PUBH	UNIV	17.6	100	0	0	100	0		Phone	National	1989	36	

	ES	N	Interpersonal Closeness	Country/Region	COL	Tightness	GLOBE COL	Influence Measure	Author Area	Author Institution	Mean Age	% Male	% White	% Black	% Hispanic	% Asian	% Parent Smoke	% Parent Edu	Sample Frame	Population	Ist Wave	Length (month)
Female, close male friends	1.20	193	Close	USA	9	5.1	4.2	Prop/Num	PUBH	UNIV	17.6	0	0	0	100	0	0	Phone	National	1989	36	
Female, close female friends	1.17	193	Close	USA	9	5.1	4.2	Prop/Num	PUBH	UNIV	17.6	0	0	0	100	0	0	Phone	National	1989	36	
Female, boy/girl friends	0.44	193	Close	USA	9	5.1	4.2	Dichotomous	PUBH	UNIV	17.6	0	0	0	100	0	0	Phone	National	1989	36	
Crossman (2007)																						
Male	0.21	2068	Classmates	USA	9	5.1	4.2	Prop/Num	PSYCH	UNIV	16.5	100	57	22	14	0	0	Student	National	1994	72	
Female	1.04	2577	Classmates	USA	9	5.1	4.2	Prop/Num	PSYCH	UNIV	16.5	0	57	22	14	0	0	Student	National	1994	72	
D'Amico et al. (2006)	0.22	877	Friends	USA	9	5.1	4.2	Prop/Num	PUBH	Center	12	45	11	4	26	0	0	Student	School		36	
de Vries et al. (2006)																						
Finland	-0.03	1243	Friends	Finland	37		4.8	Dichotomous	PUBH	UNIV	13.3	50	100	0	0	0	0	Student	National	1998	12	
Denmark	-0.10	562	Friends	Denmark	26		3.6	Dichotomous	PUBH	UNIV	13.3	50	100	0	0	0	0	Student	National	1998	12	
Netherlands	-0.29	1987	Friends	Netherlands	20	3.3	3.8	Dichotomous	PUBH	UNIV	13.0	50	100	0	0	0	0	Student	National	1998	12	
UK	-0.21	1746	Friends	UK	11	6.9		Dichotomous	PUBH	UNIV	12.8	50	100	0	0	0	0	Student	National	1998	12	
Spain	0.33	647	Friends	Spain	49	5.4	5.5	Dichotomous	PUBH	UNIV	12.4	50	0	0	100	0	0	Student	National	1998	12	
Portugal	1.16	907	Friends	Portugal	73	7.8	5.6	Dichotomous	PUBH	UNIV	12.7	50	0	0	100	0	0	Student	National	1998	12	
Deutsch et al. (2015)																						
Average school cigarette use	0.62	475	Close	USA	9	5.1	4.2	Dichotomous	PSYCH	UNIV	15.6	53	64					Student	National	1994	12	
Actual friend cigarette use	0.82	475	Close	USA	9	5.1	4.2	Dichotomous	PSYCH	UNIV	15.6	53	64					Student	National	1994	12	
Perceived friend cigarette use	1.35	475	Classmates	USA	9	5.1	4.2	Dichotomous	PSYCH	UNIV	15.6	53	64					Student	National	1994	12	
Distefan et al. (1998)																						
Close male friends	0.30	4149	Close	USA	9	5.1	4.2	Dichotomous	MED	UNIV	15		66	15		2	20	Phone	National	1989	60	
Close female friends	0.05	4149	Close	USA	9	5.1	4.2	Dichotomous	MED	UNIV	15		66	15		2	20	Phone	National	1989	60	
Eaton. (2009)	0.15	2966	Friends	USA	9	5.1	4.2	Prop/Num	SOCI	UNIV	14.5	48		19			37	Phone	National	1989	60	
Ellickson et al. (2001)																						
Friends	-0.25	2151	Friends	USA	9	5.1	4.2	Dichotomous	PUBH	Center	15.5	44	72	7	9	10	59	Student	Community	1985	60	
Peers	0.00	2151	Peers	USA	9	5.1	4.2	Prop/Num	PUBH	Center	15.5	44	72	7	9	10	59	Student	Community	1985	60	
Engels et al. (2004)																						
T1-T2	0.33	1196	Close	Netherlands	20	3.3	3.8	Prop/Num	MED	UNIV	12.3	50	100	0	0	0	0	Student	Community	2000	24	

Author Manuscript

Author Manuscript

Author Manuscript

Author Manuscript

	ES	N	Interpersonal Closeness	Country/Region	COL	Tightness	GLOBE COL	Influence Measure	Author Area	Author Institution	Mean Age	% Male	% White	% Black	% Hispanic	% Asian	% Parent Smoke	% Parent Edu	Sample Frame	Population	Ist Wave	Length (month)
T2-T3	0.55	1101	Close	Netherlands	20	3.3	3.8	Prop/Num	MED	UNIV	12.3	50	100	0	0	0	0	Student	Community	2000	24	
Flay et al. (1994)																						
Male	1.39	629	Close	USA	9	5.1	4.2	Dichotomous	NA	UNIV	12	100	38	12	30	22		Student	Community	1986	15	
Female	1.45	771	Close	USA	9	5.1	4.2	Dichotomous	NA	UNIV	12	0	38	12	30	22		Student	Community	1986	15	
White	1.23	533	Close	USA	9	5.1	4.2	Dichotomous	NA	UNIV	12	45	100	0	0	0		Student	Community	1986	15	
Black	1.43	174	Close	USA	9	5.1	4.2	Dichotomous	NA	UNIV	12	45	0	100	0	0		Student	Community	1986	15	
Hispanic	1.75	378	Close	USA	9	5.1	4.2	Dichotomous	NA	UNIV	12	45	0	0	100	0		Student	Community	1986	15	
Asian	1.25	311	Close	USA	9	5.1	4.2	Dichotomous	NA	UNIV	12	45	0	0	0	100		Student	Community	1986	15	
Flay et al. (1998)																						
Female: Triers vs. never users	0.41	778	Friends	USA	9	5.1	4.2	Prop/Num	NA	UNIV	12	0						Student	Community	1986	60	
Male: Triers vs. never users	0.22	615	Friends	USA	9	5.1	4.2	Prop/Num	NA	UNIV	12	100						Student	Community	1986	60	
Female: Experimenters vs. never users	0.73	1021	Friends	USA	9	5.1	4.2	Prop/Num	NA	UNIV	12	0						Student	Community	1986	60	
Male: Experimenters vs. never users	0.65	807	Friends	USA	9	5.1	4.2	Prop/Num	NA	UNIV	12	100						Student	Community	1986	60	
Female: Regular smokers vs. never users	0.74	721	Friends	USA	9	5.1	4.2	Prop/Num	NA	UNIV	12	0						Student	Community	1986	60	
Male: Regular smokers vs. never users	0.74	588	Friends	USA	9	5.1	4.2	Prop/Num	NA	UNIV	12	100						Student	Community	1986	60	
Go et al. (2010)	0.39	913	Friends	USA	9	5.1	4.2	Dichotomous	NA	Center	14.5	48	68					Student	National	1994	12	
Go et al. (2012)	0.59	2065	Close	USA	9	5.1	4.2	Dichotomous	NA	Center	14.5	49	57	15	14	11	42	Student	Community		12	
Goldade et al. (2012)	1.07	1959	Close	USA	9	5.1	4.2	Dichotomous	PUBH	UNIV	12.5	49	84				34	Phone	Regional	2000	14	
Griz et al. (2003)																						
White	1.62	278	Close	USA	9	5.1	4.2	Dichotomous	PSYCH	UNIV	12.9	37	100	0	0	0	54	Student	Community		12	
Black	0.83	247	Close	USA	9	5.1	4.2	Dichotomous	PSYCH	UNIV	12.9	37	0	100	0	0	54	Student	Community		12	
Hispanic	1.31	134	Close	USA	9	5.1	4.2	Dichotomous	PSYCH	UNIV	12.9	37	0	0	100	0	54	Student	Community		12	
Harakeh et al. (2007)																						
Older sibling	0.90	220	Close	Netherlands	20	3.3	3.8	Cigs	Other	UNIV	15.2	53						Other	National	2002	12	
Younger sibling	0.78	272	Close	Netherlands	20	3.3	3.8	Cigs	Other	UNIV	13.3	48	95					Other	National	2002	12	
Harrabi et al. (2009)	1.69	441	Close	Tunisia				Dichotomous	PUBH	Other	13.5	43						Student	Regional	1999	48	
Hienstra et al. (2011)	0.37	272	Friends	Netherlands	20	3.3	3.8	Prop/Num	Other	UNIV	13.3	48	95				48	Other	National	2002	60	

	ES	N	Interpersonal Closeness	Country/Region	COL	Tightness	GLOBE COL	Influence Measure	Author Area	Author Institution	Mean Age	% Male	% White	% Black	% Hispanic	% Asian	% Parent Smoke	% Parent Edu	Sample Frame	Population	1st Wave	Length (month)
Hiemstra et al. (2012)																						
Friends, mother communication	0.09	272	Friends	Netherlands	20	3.3	3.8	Prop/Num	Other	UNIV	13.3	48	95					Other	National	2002	12	
Close friends, mother communication	0.10	272	Close	Netherlands	20	3.3	3.8	Cigs	Other	UNIV	13.3	48	95					Other	National	2002	12	
Friends, father communication	0.09	272	Friends	Netherlands	20	3.3	3.8	Prop/Num	Other	UNIV	13.3	48	95					Other	National	2002	12	
Close friends, father communication	0.11	272	Close	Netherlands	20	3.3	3.8	Cigs	Other	UNIV	13.3	48	95					Other	National	2002	12	
Hiemstra et al. (2014)																						
Friends, 1st wave at 2010	0.63	991	Friends	Netherlands	20	3.3	3.8	Dichotomous	Other	UNIV	12.5	47	95				52	Other	Regional	2010	60	
Close friends, 1st wave at 2010	0.44	991	Close	Netherlands	20	3.3	3.8	Cigs	Other	UNIV	12.5	47	95				52	Other	Regional	2010	60	
Friends, 1st wave at 2002	0.51	365	Friends	Netherlands	20	3.3	3.8	Dichotomous	Other	UNIV	14.2	47	95				52	Other	National	2002	60	
Close friends, 1st wave at 2002	0.11	365	Close	Netherlands	20	3.3	3.8	Cigs	Other	UNIV	14.2	47	95				52	Other	National	2002	60	
Hoving et al. (2007)	0.68	2048	Friends	Netherlands	20	3.3	3.8	Prop/Num	PUBH	UNIV	13.3	100						Student	School	1998	12	
Jackson (1998)	0.22	777	Close	USA	9	5.1	4.2	Prop/Num	PUBH	UNIV	9	49	83					Student	Regional	1994	24	
Jackson et al. (1998)	0.33	233	Close	USA	9	5.1	4.2	Prop/Num	PUBH	UNIV	10	49	84	15				Student	Regional	1994	24	
Kandel et al. (2004)	0.57	5374	Close	USA	9	5.1	4.2	Prop/Num	PUBH	UNIV	14.8	50	53	29	18		61	Student	National	1994	12	
Killen et al. (1997)																						
Female	0.62	463	Friends	USA	9	5.1	4.2	Prop/Num	MED	UNIV	14.9	0	45	3	15	23		Student	Community		24	
Male	0.25	481	Friends	USA	9	5.1	4.2	Prop/Num	MED	UNIV	15.1	100	45	3	15	23		Student	Community		24	
Kim et al. (2006)																						
One close friend, Low SES	0.07	547	Close	USA	9	5.1	4.2	Prop/Num	PUBH	Center	14.5	0					37	Student	National	1994	84	
One close friend, Middle SES	0.52	336	Close	USA	9	5.1	4.2	Prop/Num	PUBH	Center	14.5	0					72	Student	National	1994	84	
One close friend, High SES	0.10	302	Close	USA	9	5.1	4.2	Prop/Num	PUBH	Center	14.5	0					100	Student	National	1994	84	
Two close friend, Low SES	0.35	487	Close	USA	9	5.1	4.2	Prop/Num	PUBH	Center	14.5	0					37	Student	National	1994	84	
Two close friend, Middle SES	1.07	300	Close	USA	9	5.1	4.2	Prop/Num	PUBH	Center	14.5	0					72	Student	National	1994	84	

	ES	N	Interpersonal Closeness	Country/Region	COL	Tightness	GLOBE COL	Influence Measure	Author Area	Author Institution	Mean Age	% Male	% White	% Black	% Hispanic	% Asian	% Parent Smoke	% Parent Edu	Sample Frame	Population	Ist Wave	Length (month)
Two close friend, High SES	0.79	279	Close	USA	9	5.1	4.2	Prop/Num	PUBH	Center	14.5	0					100	Student	National	1994	84	
Three close friend, Low SES	0.10	478	Close	USA	9	5.1	4.2	Prop/Num	PUBH	Center	14.5	0					37	Student	National	1994	84	
Three close friend, Middle SES	0.34	300	Close	USA	9	5.1	4.2	Prop/Num	PUBH	Center	14.5	0					72	Student	National	1994	84	
Three close friend, High SES	0.15	274	Close	USA	9	5.1	4.2	Prop/Num	PUBH	Center	14.5	0					100	Student	National	1994	84	
Loirean et al. (2013)																						
Classmates	0.55	316	Classmates	Romania	70			Prop/Num	MED	UNIV	15.9	34					44	Student	Community	2004	16	
Friends	0.74	316	Friends	Romania	70			Dichotomous	MED	UNIV	15.9	34					44	Student	Community	2004	16	
Mahabee-Gittens et al. (2013)																						
Evolve from age 10 to 13	1.87	838	Friends	USA	9	5.1	4.2	Dichotomous	MED	Other	10	51	63	17	16		46	Other	National	1999	36	
Evolve from age 11 to 14	0.83	750	Friends	USA	9	5.1	4.2	Dichotomous	MED	Other	11	51	63	17	16		46	Other	National	1999	36	
Evolve from age 12 to 15	0.79	866	Friends	USA	9	5.1	4.2	Dichotomous	MED	Other	12	51	63	17	16		46	Other	National	1999	36	
Evolve from age 13 to 16	0.61	757	Friends	USA	9	5.1	4.2	Dichotomous	MED	Other	13	51	63	17	16		46	Other	National	1999	36	
Evolve from age 14 to 17	0.60	400	Friends	USA	9	5.1	4.2	Dichotomous	MED	Other	14	51	63	17	16		46	Other	National	1999	36	
Evolve from age 15 to 17	0.09	306	Friends	USA	9	5.1	4.2	Dichotomous	MED	Other	15	51	63	17	16		46	Other	National	1999	24	
Evolve from age 16 to 17	0.51	197	Friends	USA	9	5.1	4.2	Dichotomous	MED	Other	16	51	63	17	16		46	Other	National	1999	12	
McKelvey et al. (2014)																						
Boys: Sibling(s) smoke	0.88	561	Close	Jordan	70			Dichotomous	Other	UNIV	13	100					49	Student	Community	2008	36	
Boys: Close friends smoke	1.21	561	Close	Jordan	70			Dichotomous	Other	UNIV	13	100					49	Student	Community	2008	36	
Girls: Sibling(s) smoke cigarettes	1.14	682	Close	Jordan	70			Dichotomous	Other	UNIV	13	0					49	Student	Community	2008	36	
Girls: Close friends smoke	1.76	682	Close	Jordan	70			Dichotomous	Other	UNIV	13	0					49	Student	Community	2008	36	
McKelvey et al. (2015)																						
Boys: Sibling(s) smoke	0.44	670	Close	Jordan	70			Dichotomous	Other	UNIV	12.7	100					49	Student	Community	2007	36	

	ES	N	Interpersonal Closeness	Country/Region	COL	Tightness	GLOBE COL	Influence Measure	Author Area	Author Institution	Mean Age	% Male	% White	% Black	% Hispanic	% Asian	% Parent Smoke	% Parent Edu	Sample Frame	Population	Ist Wave	Length (month)
Girls: Sibling(s) smoke	0.91	784	Close	Jordan	70			Dichotomous	Other	UNIV	12.7	0					49	Student	Community	2007	36	
Boys: Friends smoke	1.67	670	Friends	Jordan	70			Dichotomous	Other	UNIV	12.7	100					49	Student	Community	2007	36	
Girls: Friends smoke	1.61	784	Friends	Jordan	70			Dichotomous	Other	UNIV	12.7	0					49	Student	Community	2007	36	
McNeill et al. (1988)	0.96	2159	Friends	UK	11	6.9		Dichotomous	PSYCH	Center	12	52						Student	National	1983	30	
Mercken et al. (2007)	0.89	1763	Close	Netherlands	20	3.3	3.8	Cigs	PUBH	Center	12.7	50	76					Student	National	1998	12	
Milton et al. (2004)	1.68	195	Close	UK	11	6.9		Dichotomous	PUBH	UNIV	9	47	88					Student	Regional	1995	24	
Mohammadpoorasl et al. (2010)																						
Never smoker to ever smoker	0.62	921	Friends	Iran	59			Dichotomous	PUBH	UNIV	16.3	100						Student	Regional	2005	12	
Never smoker to regular smoker	0.61	804	Friends	Iran	59			Dichotomous	PUBH	UNIV	16.3	100						Student	Regional	2005	12	
Mohammadpoorasl et al. (2014)																						
Never smoker to experimenter	0.50	3878	Friends	Iran	59			Dichotomous	PUBH	UNIV	15.7	43						Student	Regional	2010	12	
Never smoker to regular smoker	0.60	3878	Friends	Iran	59			Dichotomous	PUBH	UNIV	15.7	43						Student	Regional	2010	12	
Molyneux et al. (2003)																						
Close friends	2.48	1651	Close	UK	11	6.9		Dichotomous	MED	UNIV	14.8	52					48	Student	Community	2000	12	
Classmates: 8.3-14.3% prevalence vs. 0-8% prevalence	0.22	830	Classmates	UK	11	6.9		Prop/Num	MED	UNIV	14.8	52					48	Student	Community	2000	12	
Classmates: 14.8%-23.1% prevalence vs. 0-8% prevalence	0.18	885	Classmates	UK	11	6.9		Prop/Num	MED	UNIV	14.8	52					48	Student	Community	2000	12	
Classmates: 23.5%-50% prevalence vs. 0-8% prevalence	0.58	829	Classmates	UK	11	6.9		Prop/Num	MED	UNIV	14.8	52					48	Student	Community	2000	12	
Mrug et al. (2011)																						
Grade 11	1.50	120	Friends	USA	9	5.1	4.2	Prop/Num	NA	UNIV	15	53	67	19	12			Student	Community	2002	12	
Grade 12	-0.51	120	Friends	USA	9	5.1	4.2	Prop/Num	NA	UNIV	16	53	67	19	12			Student	Community	2003	12	
Nonmemaker (2002)																						
Male, experimenter classmates, to experimenter	0.26	5411	Classmates	USA	9	5.1	4.2	Prop/Num	NA	UNIV	14.5	100	71	17	13			Student	National	1995	12	

	ES	N	Interpersonal Closeness	Country/Region	COL	Tightness	GLOBE COL	Influence Measure	Author Area	Author Institution	Mean Age	% Male	% White	% Black	% Hispanic	% Asian	% Parent Smoke	% Parent Edu	Sample Frame	Population	Ist Wave	Length (month)
Female, experimenter classmates, to experimenter	1.31	5200	Classmates	USA	9	5.1	4.2	Prop/Num	NA	UNIV	14.5	0	70	17	13			Student	National	1995	12	
Male, regular smoker classmates, to experimenter	-0.29	5411	Classmates	USA	9	5.1	4.2	Prop/Num	NA	UNIV	14.5	100	71	17	13			Student	National	1995	12	
Female, regular smoker classmates, to experimenter	0.82	5200	Classmates	USA	9	5.1	4.2	Prop/Num	NA	UNIV	14.5	0	70	17	13			Student	National	1995	12	
Male, regular smoker classmates, to regular smoker	0.55	5411	Classmates	USA	9	5.1	4.2	Prop/Num	NA	UNIV	14.5	100	71	17	13			Student	National	1995	12	
female, regular smoker classmates, to regular smoker	0.78	5200	Classmates	USA	9	5.1	4.2	Prop/Num	NA	UNIV	14.5	0	70	17	13			Student	National	1995	12	
O'Loughlin et al. (1998)	0.83	1224	Friends	Canada	20		4.2	Dichotomous	PUBH	Other	11	47	40		22	36	41	Student	Regional	1993	12	
O'Loughlin et al. (2009)	0.89	877	Friends	Canada	20		4.2	Dichotomous	MED	UNIV	12.7	50						Student	Community	1999	12	
Otten et al. (2008)																						
Friends	1.08	6769	Friends	Netherlands	20	3.3	3.8	Prop/Num	PSYCH	UNIV	12.9	48						Student	National	2002	20	
Close friends	0.85	6769	Close	Netherlands	20	3.3	3.8	Dichotomous	PSYCH	UNIV	12.9	48						Student	National	2002	20	
Perrine et al. (2004)	0.15	359	Peers	USA	9	5.1	4.2	Prop/Num	PSYCH	UNIV	11	45	45		29	26		Student	Community	1990	12	
Pierce et al. (1996)	0.47	2704	Close	USA	9	5.1	4.2	Dichotomous	PSYCH	UNIV	15	42	71	17	8	4	100	NA	National	1989	12	
Prinstein & Greca (2009)	1.83	250	Friends	USA	9	5.1	4.2	Prop/Num	PSYCH	UNIV	10	40	46	13	37	4		Student	Community		72	
Romer et al.(2008)																						
General friends	0.31	355	Peers	USA	9	5.1	4.2	Prop/Num	PUBH	UNIV	15.6	47	73	14	15	0.8		Phone	National	2008	12	
General peers	0.48	325	Peers	USA	9	5.1	4.2	Prop/Num	PUBH	UNIV	15.6	47	73	14	15	0.8		Phone	National	2008	12	
Rose et al. (1999)																						
Classmates	0.24	874	Close	USA	9	5.1	4.2	Prop/Num	PSYCH	UNIV	12.8	44	97					Student	Regional	1980	12	
Close friends	0.08	874	peers	USA	9	5.1	4.2	Prop/Num	PSYCH	UNIV	12.8	44	97					Student	Regional	1980	12	
Sargent et al. (2001)	0.18	371	Friends	USA	9	5.1	4.2	Dichotomous	MED	UNIV	12.5	50	96				45	Student	School	1996	36	
Sargent et al. (2004)	0.89	2596	Friends	USA	9	5.1	4.2	Dichotomous	MED	UNIV	12.1	47	95					Student	Regional		20	
Seal et al. (2003)																						
Girls 7-8 grades, close friends	1.77	349	Close	USA	9	5.1	4.2	Prop/Num	PUBH	UNIV	12.5	0	75	9	14	2		Student	National	1995	12	

	ES	N	Interpersonal Closeness	Country/Region	COL	Tightness	GLOBE COL	Influence Measure	Author Area	Author Institution	Mean Age	% Male	% White	% Black	% Hispanic	% Asian	% Parent Smoke	% Parent Edu	Sample Frame	Population	1st Wave	Length (month)
Girls 7-8 grades, classmates	1.29	349	Classmates	USA	9	5.1	4.2	Prop/Num	PUBH	UNIV	12.5	0	75	9	14	2		Student	National	1995	12	
Girls 9-12 grades, close friends	0.95	610	Close	USA	9	5.1	4.2	Prop/Num	PUBH	UNIV	15.5	0	71	11	12	6		Student	National	1995	12	
Girls 9-12 grades, classmates	1.25	610	Classmates	USA	9	5.1	4.2	Prop/Num	PUBH	UNIV	15.5	0	71	11	12	6		Student	National	1995	12	
Boys 7-8 grades, close friends	1.18	318	Close	USA	9	5.1	4.2	Prop/Num	PUBH	UNIV	12.5	100	76	10	9	5		Student	National	1995	12	
Boys 7-8 grades, classmates	0.36	318	Classmates	USA	9	5.1	4.2	Prop/Num	PUBH	UNIV	12.5	100	76	10	9	5		Student	National	1995	12	
Boys 9-12 grades, close friends	0.68	642	Close	USA	9	5.1	4.2	Prop/Num	PUBH	UNIV	15.5	100	66	14	14	6		Student	National	1995	12	
Boys 9-12 grades, classmates	0.45	642	Classmates	USA	9	5.1	4.2	Prop/Num	PUBH	UNIV	15.5	100	66	14	14	6		Student	National	1995	12	
Siennick et al. (2015)	1.50	372	Friends	USA	9	5.1	4.2	Dichotomous	Other	UNIV	11.5	50	90					Student	Regional	2003	36	
Simons-Morton (2002)																						
Close friends	0.64	911	Close	USA	9	5.1	4.2	Prop/Num	PUBH	Center	11	46	71	18				Student	School	1995	12	
Classmates	0.15	911	Classmates	USA	9	5.1	4.2	Prop/Num	PUBH	Center	11	46	71	18				Student	School	1995	12	
Simons-Morton (2004)																						
Close friends	0.14	924	Close	USA	9	5.1	4.2	Prop/Num	PUBH	Center	11	53	75	18				Student	School	1995	9	
Classmates	0.18	924	Classmates	USA	9	5.1	4.2	Prop/Num	PUBH	Center	11	53	75	18				Student	School	1995	9	
Song et al. (2009)	0.18	242	Close	USA	9	5.1	4.2	Prop/Num	PSYCH	UNIV	14	45	53		15	26		Student	School	2002	9	
Tang et al. (1998)																						
Other language environment	0.78	734	Close	Australia	10	4.4	4.1	Dichotomous	PUBH	UNIV	12.5							Student	School	1994	12	
English speaking environment	0.85	2618	Close	Australia	10	4.4	4.1	Dichotomous	PUBH	UNIV	12.5							Student	School	1994	24	
Tell et al. (1984)	0.11	441	Friends	USA	9	5.1	4.2	Dichotomous	PUBH	UNIV	11	50						NA	School	1979	24	
Tucker et al. (2011)	0.73	4612	Close	USA	9	5.1	4.2	Prop/Num	NA	Center	14.8	46	47	27	16	9		Student	National	1995	24	
Valente et al. (2013)																						
Peers	-0.01	1450	Peers	USA	9	5.1	4.2	Prop/Num	MED	UNIV	14.5	41	7		80	7		Student	Community	2006	12	
Close friends	0.36	1450	Close	USA	9	5.1	4.2	Prop/Num	MED	UNIV	14.5	41	7		80	7		Student	Community	2006	12	
Vitaro et al. (2004)																						
Age 11-12	0.06	658	Friends	Canada	20		4.2	Cigs	NA	UNIV	11.5	50	90					NA	National		18	
Age 12-13	0.14	702	Friends	Canada	20		4.2	Cigs	NA	UNIV	12.5	50	90					NA	National		12	

Author Manuscript

Author Manuscript

Author Manuscript

Author Manuscript

	ES	N	Interpersonal Closeness	Country/Region	COL	Tightness	GLOBE COL	Influence Measure	Author Area	Author Institution	Mean Age	% Male	% White	% Black	% Hispanic	% Asian	% Parent Smoke	% Parent Edu	Sample Frame	Population	Ist Wave	Length (month)
Age 13-14	0.11	676	Friends	Canada	20		4.2	Cigs	NA	UNIV	13.5	50	90					NA	National		12	
Wilkinson et al. (2009)																						
Mexican-born	0.10	380	Friends	USA	9	5.1	4.2	Dichotomous	PUBH	UNIV	11.8	49	0	0	100	0		Phone	Regional	2001	24	
US-born	0.17	749	Friends	USA	9	5.1	4.2	Dichotomous	PUBH	UNIV	11.8	49	0	0	100	0		Phone	Regional	2001	24	
Wills et al. (2007)	1.06	2611	Friends	USA	9	5.1	4.2	Prop/Num	MED	UNIV	12.1	47	94					Student	Community	1999	12	
Xie et al. (2013)	0.33	3314	Peers	China	80	7.9	5.9	Prop/Num	COMM	UNIV	13.4	47	0	0	0	100	10	Student	Community		60	
Yu & Whitbeck (2016)																						
Occasional vs. nonsmoking (wave 2 vs. wave 1)	-0.16	704	Close	USA	9	5.1	4.2	Prop/Num	Other	UNIV	11.5	50						NA	Community	2002	12	
Frequent vs. nonsmoking (wave 2 vs. wave 1)	-0.01	704	Close	USA	9	5.1	4.2	Prop/Num	Other	UNIV	11.5	50						NA	Community	2002	12	
Occasional vs. nonsmoking (wave 3 vs. wave 1)	0.51	694	Close	USA	9	5.1	4.2	Prop/Num	Other	UNIV	11.5	50						NA	Community	2002	24	
Frequent vs. nonsmoking (wave 3 vs. wave 1)	0.91	694	Close	USA	9	5.1	4.2	Prop/Num	Other	UNIV	11.5	50						NA	Community	2002	24	

Note. ES is in *It (OR)* form which has been used in both weighted-mean effect size analyses and moderator analyses under RVE approach. COL: Hofstede collectivism score; GLOBE COL: GLOBE in-group collectivism practices scores; UNIV: University, Center: Research center; PSYCH: Psychology, PUBH: Public health, MED: Medicine, SOCI: Sociology, NA: Not identified; Phone: Public phone directory; Dichotomous: Smoking or not, Prop/Num: Proportion of peers smoking or number of peers smoking, Cigs: Amount of cigarette consumption. % White: percent of the European background adolescents in the sample (note that Yu & Whitbeck (2016) focused on North American Indigenous adolescents thus their ethnicity was not counted as White); % Black: percent of the African background adolescents in the sample; % Hispanic: percent of the Hispanic background adolescents in the sample; % Asian: percent of the Asian background adolescents in the sample. % Parent Edu: percent of adolescents who had at least one parent with at least some college education in the sample. Due to the limit of space, we could not include information for all the moderators. Information about other moderators will be available upon request.

Effect Sizes and Moderator Values (Levels) in Continuation Studies Sample

Table 2

	ES	N	Interpersonal Closeness	Country/Region	COL	Tightness	GLOBE COL	Influence Measure	Author Area	Author Institution	Mean Age	% Male	% White	% Black	% Hispanic	% Asian	% Parent Smoke	% Parent Edu	Sample Frame	Population	1st Wave	Length (month)
Ayatollahi et al. (2005)	0.43	191	Close	Iran	59			Prop/Num	PUBH	UNIV	15.95	100						Phone	Regional	2003	8	
Bauman et al. (2001)																						
Experimental smokers to occasional smokers, age < 15	0.45	662	Close	USA	9	5.1	4.2	Dichotomous	PUBH	UNIV	15						66	Student	National	1994	36	
Experimental smokers to occasional smokers, age > 16	0.17	427	Close	USA	9	5.1	4.2	Dichotomous	PUBH	UNIV	16						65	Student	National	1994	36	
Occasional smokers continue to smoke, age < 15	0.48	1276	Close	USA	9	5.1	4.2	Dichotomous	PUBH	UNIV	15						70	Student	National	1994	36	
Occasional smokers continue to smoke, age > 16	0.48	1132	Close	USA	9	5.1	4.2	Dichotomous	PUBH	UNIV	16						67	Student	National	1994	36	
Frequent smokers continue to smoke, age < 15	0.71	430	Close	USA	9	5.1	4.2	Dichotomous	PUBH	UNIV	15						86	Student	National	1994	36	
Frequent smokers continue to smoke, age > 16	0.87	698	Close	USA	9	5.1	4.2	Dichotomous	PUBH	UNIV	16						74	Student	National	1994	12	
Experimental smokers to occasional smokers, male	-0.03	495	Close	USA	9	5.1	4.2	Dichotomous	PUBH	UNIV	15	100					66	Student	National	1994	12	
Experimental smokers to occasional smokers, female	0.69	594	Close	USA	9	5.1	4.2	Dichotomous	PUBH	UNIV	15	0					65	Student	National	1994	12	
Occasional smokers continue to smoke, male	0.48	1131	Close	USA	9	5.1	4.2	Dichotomous	PUBH	UNIV	15	100					67	Student	National	1994	12	
Occasional smokers continue to smoke, female	0.47	1277	Close	USA	9	5.1	4.2	Dichotomous	PUBH	UNIV	15	0					71	Student	National	1994	12	
Frequent smokers continue to smoke, male	0.18	539	Close	USA	9	5.1	4.2	Dichotomous	PUBH	UNIV	15	100					78	Student	National	1994	12	
Frequent smokers continue to smoke, female	1.42	589	Close	USA	9	5.1	4.2	Dichotomous	PUBH	UNIV	15	0					79	Student	National	1994	12	

	ES	N	Interpersonal Closeness	Country/Region	COL	Tightness	GLOBE COL	Influence Measure	Author Area	Author Institution	Mean Age	% Male	% White	% Black	% Hispanic	% Asian	% Parent Smoke	% Parent Edu	Sample Frame	Population	1st Wave	Length (month)
Experimental smokers to occasional smokers, white	0.20	650	Close	USA	9	5.1	4.2	Dichotomous	PUBH	UNIV	15	100	0	0	0	0	70	Student	National	1994	12	
Experimental smokers to occasional smokers, black	0.52	293	Close	USA	9	5.1	4.2	Dichotomous	PUBH	UNIV	15	0	100	0	0	0	59	Student	National	1994	12	
Experimental smokers to occasional smokers, Hispanic	0.55	146	Close	USA	9	5.1	4.2	Dichotomous	PUBH	UNIV	15	0	0	100	0	0	60	Student	National	1994	12	
Occasional smokers continue to smoke, white	0.37	1699	Close	USA	9	5.1	4.2	Dichotomous	PUBH	UNIV	15	100	0	0	0	0	72	Student	National	1994	12	
Occasional smokers continue to smoke, black	0.85	402	Close	USA	9	5.1	4.2	Dichotomous	PUBH	UNIV	15	0	100	0	0	0	63	Student	National	1994	12	
Occasional smokers continue to smoke, Hispanic	0.68	307	Close	USA	9	5.1	4.2	Dichotomous	PUBH	UNIV	15	0	0	100	0	0	62	Student	National	1994	12	
Frequent smokers continue to smoke, white	0.82	974	Close	USA	9	5.1	4.2	Dichotomous	PUBH	UNIV	15	100	0	0	0	0	79	Student	National	1994	12	
Frequent smokers continue to smoke, black	0.88	47	Close	USA	9	5.1	4.2	Dichotomous	PUBH	UNIV	15	0	100	0	0	0	74	Student	National	1994	12	
Frequent smokers continue to smoke, Hispanic	0.19	107	Close	USA	9	5.1	4.2	Dichotomous	PUBH	UNIV	15	0	0	100	0	0	71	Student	National	1994	12	
Bricker et al. (2006)																						
Experimenter to monthly smoker	0.17	3131	Close	USA	9	5.1	4.2	Prop/Num	PUBH	Center	13	51	91	0	0	1.6	44	Student	Regional	1984	108	
Monthly smoker to daily smoker	0.16	1753	Close	USA	9	5.1	4.2	Prop/Num	PUBH	Center	13	51	91	0	0	1.6	44	Student	Regional	1984	108	
Chen et al. (2006)																						
Males, close friends	1.68	388	Close	China	80	7.9	5.9	Dichotomous	MED	UNIV	15.3	100	0	0	0	100		Student	Regional	2003	60	
Females, close friends	0.59	419	Close	China	80	7.9	5.9	Dichotomous	MED	UNIV	15.8	0	0	0	0	100		Student	Regional	2003	60	
Males, peers	0.98	389	Peers	China	80	7.9	5.9	Prop/Num	MED	UNIV	15.3	100	0	0	0	100		Student	Regional	2003	36	
Females, peers	0.56	422	Peers	China	80	7.9	5.9	Prop/Num	MED	UNIV	15.8	0	0	0	0	100		Student	Regional	2003	60	
Distefan et al. (1998)																						
Close male friends	0.36	2684	Close	USA	9	5.1	4.2	Dichotomous	MED	UNIV	15	66	15	0	0	2	30	Phone	National	1989	60	

	ES	N	Interpersonal Closeness	Country/Region	COL	Tightness	GLOBE COL	Influence Measure	Author Area	Author Institution	Mean Age	% Male	% White	% Black	% Hispanic	% Asian	% Parent Smoke	% Parent Edu	Sample Frame	Population	Ist Wave	Length (month)
Close female friends Ellickson et al. (2008)	0.42	2684	Close	USA	9	5.1	4.2	Dichotomous	MED	UNIV	15	66	15	2	30			Phone	National	1989	60	
Grade 7 to grade 12	0.24	1960	Close	USA	9	5.1	4.2	Prop/Num	PUBH	Center	12	52	70	9	11	6		Student	Community		60	
Grade 10 to grade 12	0.53	1960	Close	USA	9	5.1	4.2	Prop/Num	PUBH	Center	12	52	70	9	11	6		Student	Community		24	
Flay et al. (1994)	0.23	518	Close	USA	9	5.1	4.2	Dichotomous	NA	UNIV	12	46	37	11	30	21		Student	Community	1986	15	
Flint et al. (1998)	0.78	2467	Close	USA	9	5.1	4.2	Dichotomous	PUBH	UNIV	15	52	86	14			49	Other	National	1989	12	
Kandel et al. (2004)	1.04	4474	Close	USA	9	5.1	4.2	Prop/Num	PUBH	UNIV	15	49	57	23	20		59	Student	National	1994	12	
Mohammadpoorasl et al. (2010)	0.39	216	Friends	Iran	59			Dichotomous	PUBH	UNIV	16.3	100						Student	Regional	2005	12	
Mohammadpoorasl et al. (2014)	0.69	765	Friends	Iran	59			Dichotomous	PUBH	UNIV	15.7	43						Student	Regional	2005	12	
Nonemaker (2002)																						
Male, regular smoker classmates, experimenter to regular smoker	0.59	1203	Classmates	USA	9	5.1	4.2	Prop/Num	NA	UNIV	14.5	100	71	17	13	0		Student	National	1995	12	
Female, regular smoker classmates, experimenter to regular smoker	0.04	1155	Classmates	USA	9	5.1	4.2	Prop/Num	NA	UNIV	14.5	0	70	17	13	0		Student	National	1995	12	
O'Loughlin et al. (1998)																						
Male sibling	0.59	229	Close	Canada	20		4.2	Dichotomous	PUBH	Other	11	47	49		14	34	41	Student	Regional	1993	12	
Female sibling	0.99	156	Close	Canada	20		4.2	Dichotomous	PUBH	Other	11	53	54		21	23	41	Student	Regional	1993	12	
Male friend	0.74	229	Friends	Canada	20		4.2	Dichotomous	PUBH	Other	11	47	49		14	34	41	Student	Regional	1993	12	
Female friend	0.98	156	Friends	Canada	20		4.2	Dichotomous	PUBH	Other	11	53	54		21	23	41	Student	Regional	1993	12	
O'Loughlin et al. (2009)	1.97	411	Friends	Canada	20		4.2	Dichotomous	MED	UNIV	12.7	50						Student	Community	1999	12	
Park et al. (2009)																						
Experimenter to temporary daily smoking	0.29	4637	Close	USA	9	5.1	4.2	Prop/Num	Other	UNIV	15.4	48	52	21	19	9	68	Student	National	1994	12	
Experimenter to Continued daily smoking	0.42	4407	Close	USA	9	5.1	4.2	Prop/Num	Other	UNIV	15.4	48	52	21	19	9	68	Student	National	1994	12	
Pierce et al. (1996)	0.51	4500	Close	USA	9	5.1	4.2	Dichotomous	PSYCH	UNIV	15	42	71	17	8	4	100	NA	National	1989	12	
Romer et al. (2008)																						

Author Manuscript

Author Manuscript

Author Manuscript

Author Manuscript

	ES	N	Interpersonal Closeness	Country/Region	COL	Tightness	GLOBE COL	Influence Measure	Author Area	Author Institution	Mean Age	% Male	% White	% Black	% Hispanic	% Asian	% Parent Smoke	% Parent Edu	Sample Frame	Population	1st Wave	Length (month)
General friends	0.61	114	Peers	USA	9	5.1	4.2	Prop/Num	PUBH	UNIV	16.6	57	71	7.8	1.4	1.6		Phone	National	2008	12	
General peers	0.37	98	Peers	USA	9	5.1	4.2	Prop/Num	PUBH	UNIV	16.6	57	71	7.8	1.4	1.6		Phone	National	2008	12	
Tucker et al. (2011)	0.45	2837	Close	USA	9	5.1	4.2	Prop/Num	NA	Center	15.1	50	49	25	19	6		Student	National	1995	18	
Xie et al. (2013)	1.28	1747	Peers	China	80	7.9	5.9	Prop/Num	COMM	UNIV	13.4	47	0	0	0	100	10	Student	Community		60	
Yu & Whitbeck (2016)																						
frequent vs. occasional smoking (wave 2 vs. wave 1)	0.18	704	Close	USA	9	5.1	4.2	Prop/Num	Other	UNIV	11.5	50	0	0	0	0		NA	Community	2002	12	
frequent vs. occasional smoking (wave 3 vs. wave 1)	0.89	694	Close	USA	9	5.1	4.2	Prop/Num	Other	UNIV	11.5	50	0	0	0	0		NA	Community	2002	12	

Note. ES is in *ln (OR)* form which has been used in both weighted-mean effect size analyses and moderator analyses under RVE approach. COL: Hofstede collectivism score; GLOBE COL: GLOBE in-group collectivism practices scores; UNIV: University, Center: Research center; PSYCH: Psychology, PUBH: Public health, MED: Medicine, SOCI: Sociology, NA: Not identified; Phone: Public phone directory; Dichotomous: Smoking or not, Prop/Num: Proportion of peers smoking or number of peers smoking, Cigs: Amount of cigarette consumption. % White: percent of the European background adolescents in the sample (note that Yu & Whitbeck (2016) focused on North American Indigenous adolescents thus their ethnicity was not counted as White); % Black: percent of the African background adolescents in the sample; % Hispanic: percent of the Hispanic background adolescents in the sample; % Asian: percent of the Asian background adolescents in the sample. % Parent Edu: percent of adolescents who had at least one parent with at least some college education in the sample. Due to the limit of space, we could not include information for all the moderators. Information about other moderators will be available upon request.

Table 3

Descriptive Statistics for Moderators

Theoretical Moderators		Initiation		Continuation		Study Descriptive Moderators		Initiation		Continuation	
Interpersonal Closeness of Peers ^a		<i>k</i>	%	<i>k</i>	%	Country or Region of Data Collection ^c		<i>k</i>	%	<i>k</i>	%
Close friends		87	47.3	40	75.5	Australia (COL = 10)		2	1.1	—	—
Friends		61	33.2	7	13.2	Canada (COL = 20)		5	2.7	5	9.4
Classmates		26	14.1	3	5.7	China (COL = 80)		1	0.5	5	9.4
General peers		10	5.4	3	5.7	Denmark (COL = 26)		3	1.6	—	—
Hofstede Collectivism (COL)		<i>Mean</i>	<i>SD</i>	<i>Mean</i>	<i>SD</i>	Finland (COL = 37)		1	0.5	—	—
		18.37	19.95	19.98	23.31	Iran (COL = 59)		5	2.7	3	5.7
		<i>Min</i>	<i>Max</i>	<i>Min</i>	<i>Max</i>	Jordan (COL = 70)		8	4.3	—	—
		9	83	9	80	Netherlands (COL = 20)		18	9.8	—	—
Tightness		<i>Mean</i>	<i>SD</i>	<i>Mean</i>	<i>SD</i>	Portugal (COL = 73)		1	0.5	—	—
		5.06	0.98	5.43	0.91	Romania (COL = 70)		2	1.1	—	—
		<i>Min</i>	<i>Max</i>	<i>Min</i>	<i>Max</i>	South Korea (COL = 82)		2	1.1	—	—
		3.3	10	5.1	7.9	Spain (COL = 49)		1	0.5	—	—
GLOBE In-group Collectivism Practices		<i>Mean</i>	<i>SD</i>	<i>Mean</i>	<i>SD</i>	Taiwan (COL = 83)		2	1.1	—	—
		4.21	0.32	4.39	0.51	Tunisia (COL = NA)		1	0.5	—	—
		<i>Min</i>	<i>Max</i>	<i>Min</i>	<i>Max</i>	United Kingdom (COL = 11)		7	3.8	—	—
		3.63	5.86	4.22	5.86	United States (COL = 9) ^d		125	67.9	40	75.5
Methodological Moderators		Publication Type									
Peer Norms Measurement		<i>k</i>	%	<i>k</i>	%	Published		173	94.0	49	92.5
Smoking or not		83	45.1	36	67.9	Unpublished		11	6.0	4	7.5
Proportion of peers smoking		90	48.9	17	32.1	First Author Research Area ^e		19	10.3	1	1.9
Amount of cigarette consumption		11	6.0	—	—	Psychology		70	38.0	36	67.9
Sampling Frame ^b		129	70.1	45	84.9	Public health		41	22.3	7	13.2
School students		1	0.5	1	1.9	Medicine		1	0.5	1	1.9
		1	0.5	1	1.9	Communication		1	0.5	1	1.9

Theoretical Moderators	Initiation		Continuation		Study Descriptive Moderators		Initiation		Continuation	
	<i>k</i>	%	<i>k</i>	%	Country or Region of Data Collection ^c	<i>k</i>	%	<i>k</i>	%	
Public phone directory	22	12.0	4	7.5	Sociology	3	1.6	—	—	
Other	18	9.8	1	1.9	Other	24	13.0	4	7.5	
Not identified	15	8.2	3	5.7	Not identified	26	14.1	4	7.5	
Participant Population					First Author Institution Type ^f					
National	90	48.9	33	62.3	University	151	82.1	44	83.0	
Regional	19	10.3	13	24.5	Research center	24	13.0	5	9.4	
Community	58	31.5	7	13.2	Other	9	4.9	4	7.5	
School	17	9.2	—	—		<i>Mean</i>	<i>SD</i>	<i>Mean</i>	<i>SD</i>	
Effect Size after being Adjusted by Covariates	114	62.0	20	37.7	Age (mean age in years)	13.72	1.71	14.46	1.58	
	<i>Mean</i>	<i>SD</i>	<i>Mean</i>	<i>SD</i>	Gender – Proportion of male	0.47	0.30	0.53	0.32	
Distance between Two Waves (in months)	30.93	28.42	25.22	23.65	Proportion of European background	0.58	0.36	0.42	0.37	
Total No. of covariates	9.40	7.28	11.88	5.50	Proportion of African background	0.12	0.20	0.17	0.29	
No. of demographics covariates	3.79	4.39	5.29	4.81	Proportion of Asian background	0.20	0.36	0.19	0.34	
No. of smoking-related covariates	0.75	1.09	1.76	1.25	Proportion of Hispanic background	0.23	0.34	0.18	0.28	
No. of general environmental covariates	2.46	2.65	2.29	2.02	Proportion of parent smoke	0.46	0.11	0.61	0.15	
No. of smoking-related environmental covariates	2.40	2.16	2.53	1.70	Proportion of parent education (college)	0.59	0.24	0.56	0.32	
Year of 1 st wave	<i>Median</i>	<i>Median</i>	<i>Median</i>	<i>Median</i>		<i>Median</i>	<i>Median</i>	<i>Median</i>	<i>Median</i>	
	1997	1994	1994	2001	Publication year	2006	2006	2001	2001	

Note: *k* = number of cases within each level of categorical moderators, or total number of cases for continuous moderators; the total number might not add up to 184 for initiation and 53 for continuation within each moderator due to missing values, i.e., not identified in the studies. COL: Hofstede collectivism score.

^a Friends, classmates and general peers were grouped into a single category *general friends and peers* in the moderator analyses.

^b Public phone directory, other and not identified were combined into a single category *other* in the moderator analyses due to insufficient sample sizes for these subcategories especially in the continuation sample.

^c Country information was collected during coding and later was used to assign collectivism scores.

^d Yu & Whitbeck (2016) collected data in North America but focused on Indigenous youth thus COL was considered NA.

^e Communication, sociology, other and not identified were grouped into a single category *other* in the moderator analyses.

^f Research center and other were grouped into a single category *other* in the moderator analyses.

Table 4

Weighted-Mean Effect Size and Moderator Analyses for Smoking Initiation

\overline{OR}	95% CI	OR.N.	Study N.	I^2		
1.96	1.76 – 2.19	184	71	94%		
Theoretical Moderators						
		<i>k</i>	<i>n</i>	<i>df</i>	\overline{OR}	<i>Exp(B) (95% CI)</i>
Interpersonal Closeness of Peers		184	71	39		
General friends and peers (base category)		97	45	1.78		–
Close friends		87	39	2.20		1.25 (1.00 – 1.54)*
Collectivism ^d		179	69	10		1.01 (1.00 – 1.02)*
Exploratory Moderators						
		<i>k</i>	<i>n</i>	<i>df</i>	\overline{OR}	<i>Exp(B) (95% CI)</i>
Methodological Moderators						
Peer Behavior Measurement		184	71	11		
Smoking or not (base category)		83	36	2.27		–
Proportion of peers smoking		90	38	1.77		0.78 (0.62 – 0.98)*
Amount of cigarette consumption		11	6	1.49		0.66 (0.42 – 1.03) [†]
Year of 1 st Wave		171	63	19		1.01 (0.98 – 1.03)
Sampling Frame		184	71	20		
School students (base category)		129	54			
Other		55	17			0.88 (0.69 – 1.12)
Participant Population						
National (base category)		184	71	25		–
Regional		90	26			0.97 (0.73 – 1.28)
Community		19	14			1.16 (0.89 – 1.51)
School		58	21			0.99 (0.63 – 1.56)
Distance between Two Waves		17	11			1.00 (1.00 – 1.00)
Effect Size Adjusted or Not (base category = No)		184	71	35		0.92 (0.72 – 1.17)
No. of Covariates		120	41	3		0.99 (0.91 – 1.08)

\overline{OR}	95% CI	OR N.	Study N.	I^2		
1.96	1.76 – 2.19	184	71	94%		
Theoretical Moderators						
No. of Demographic Covariates		120	41	2	\overline{OR}	$Exp(B)$ (95% CI)
No. of Individual Smoking Related Covariates		120	41	15	0.99 (0.81 – 1.21)	0.95 (0.81 – 1.11)
No. of General Environmental Covariates		120	41	4	0.97 (0.85 – 1.11)	1.00 (0.92 – 1.09)
No. of Smoking Related Environmental Covariates		120	41	8		
Study Descriptive Moderators						
Publication Type		184	71	2	–	–
Unpublished (base category)		11	4			
Published		173	67		1.19 (0.85 – 1.68)	
First Author Research Area		184	71	22		
Public health (base category)		70	27		–	–
Psychology		19	11		1.09 (0.75 – 1.60)	
Medicine		41	14		1.07 (0.84 – 1.38)	
Other		54	19		1.07 (0.78 – 1.48)	
First Author Institution Type		184	71	10		
University (base category)		151	56		–	–
Other		33	15		0.89 (0.67 – 1.19)	
Publication Year		182	70	21	1.00 (0.98 – 1.02)	
Age		184	71	22	0.99 (0.92 – 1.08)	
Gender – Proportion of male		172	69	11	0.85 (0.60 – 1.20)	
Proportion of European background		133	53	17	0.60 (0.39 – 0.93)*	
Proportion of African background		94	34	5	0.56 (0.27 – 1.17)	
Proportion of Hispanic background		91	33	6	1.01 (0.50 – 2.04)	
Proportion of Asian background		86	29	6	1.64 (1.09 – 2.45)*	
Proportion of parent smoke		43	17	4	1.04 (0.04 – 30.57)	
Proportion of parent education ((college)		24	8	2	0.98 (0.37 – 2.61)	

Note. \overline{OR} = weighted-mean effect size in the form of odds ratio. k = number of effect sizes; the total number may not add up to 184 for each moderator due to missing values, e.g., not identified in the studies. n = number of studies. df = adjusted degrees of freedom with RVE small-sample corrections. The df can be small, even when the number of studies or effect sizes is large. $df < 4$ may indicate low

Author Manuscript

Author Manuscript

Author Manuscript

Author Manuscript

power to detect evidence of effects. $Exp(B)$ = unstandardized meta-regression coefficients which were exponentiated to be on an odds scale for ease of interpretation. All moderator analyses were conducted with univariate meta-regressions. For categorical moderators, post-hoc comparisons among ORs of subcategories of a moderator were conducted only if the overall F-test (with RVE small-sample corrections) was significant. To determine the significance of simple effects, a two-tailed criterion was used.

^aCollectivism refers to the Hofstede collectivism scores. Moderator analyses using the two other national culture indices show similar patterns of moderation effects in the overall dataset (the initiation and continuation samples combined), thus separate moderator analysis for the initiation sample was only conducted using the Hofstede collectivism scores, which have way fewer missing values compared to the other indices.

- [†] $p < .1$,
- * $p < .05$,
- ** $p < .01$,
- *** $p < .001$.

Table 5

Weighted-Mean Effect Size and Moderator Analyses for Smoking Continuation

\overline{OR}	95% CI	OR N.	Study N.	I^2
1.78	1.55 – 2.05	53	20	93%
Theoretical Moderators				
Interpersonal Closeness of Peers				
		k	n	df
		53	20	8
		12	8	2.15
		41	14	1.70
		51	19	3
				\overline{OR}
				Exp(B) (95% CI)
				1.01 (1.00 – 1.01)*
Exploratory Moderators				
		k	n	df
				\overline{OR}
				Exp(B) (95% CI)
Methodological Moderators				
Peer Behavior Measurement		53	20	10
Smoking or not (base category)		36	11	1.89
Proportion of peers smoking		17	10	1.60
Year of 1 st Wave		50	18	7
Sampling Frame		53	20	5
School students (base category)		45	15	–
Other		8	5	0.93 (0.74 – 1.17)
Participant Population		53	20	6
National (base category)		33	9	–
Regional		13	6	1.14 (0.74 – 1.77)
Community		7	5	1.24 (0.65 – 2.36)
Distance between Two Waves		53	20	3
Effect Size Adjusted or Not (base category = No)		53	20	8
No. of Covariates		17	12	2
No. of Demographic Covariates		17	12	2
No. of Individual Smoking Related Covariates		17	12	4

\overline{OR}	95% CI	OR N.	Study N.	I^2	
1.78	1.55 – 2.05	53	20	93%	
Theoretical Moderators					
No. of General Environmental Covariates		17	12	5	1.01 (0.93 – 1.10)
No. of Smoking Related Environmental Covariates		17	12	3	1.04 (0.84 – 1.30)
Study Descriptive Moderators					
Publication Type		53	20	1	
Unpublished (base category)		4	2		–
Published		49	18		1.22 (0.45 – 3.32)
First Author Research Area		53	20	3	
Public health (base category)		36	10		–
Psychology		1	1		0.96 (0.87 – 1.06)
Medicine		7	3		1.41 (0.83 – 2.39)
Other		9	6		0.94 (0.72 – 1.24)
First Author Institution Type		53	20	4	
University (base category)		44	16		–
Other		9	4		0.87 (0.53 – 1.42)
Publication Year		51	19	8	1.01 (0.99 – 1.04)
Age		53	20	6	0.98 (0.90 – 1.08)
Gender – Proportion of male		36	19	2	0.96 (0.19 – 4.85)
Proportion of European background		39	18	5	0.69 (0.44 – 1.08) [†]
Proportion of African background		31	14	1	1.03 (0.01 – 84.18)
Proportion of Hispanic background		32	13	1	0.80 (0.03 – 22.47)
Proportion of Asian background		37	16	2	1.83 (0.75 – 4.47) [†]
Proportion of parent smoke		30	5	2	1.38 (0.22 – 8.50)
Proportion of parent education ((college)		6	5	2	0.42 (0.08 – 2.28)

Note. \overline{OR} = weighted-mean effect size in the form of odds ratio. k = number of effect sizes; the total number may not add up to 53 within each moderator due to missing values, e.g., not identified in the studies. n = number of studies. df = adjusted degrees of freedom with RVE small-sample corrections. The df can be small, even when the number of studies or effect sizes is large. $df < 4$ may indicate low power to detect evidence of effects. $Exp(B)$ = unstandardized meta-regression coefficients which were exponentiated to be on an odds scale for ease of interpretation. All moderator analyses were conducted with univariate meta-regressions. For categorical moderators, post-hoc comparisons among \overline{OR} s of subcategories of a moderator were conducted only if the overall F-test (with RVE small-sample adjustment) was significant. To determine the significance of simple effects, a two-tailed criterion was used.

Author Manuscript

Author Manuscript

Author Manuscript

Author Manuscript

^aCollectivism refers to the Hofstede collectivism scores. Moderator analyses using the two other national culture indices show similar patterns of moderation effects in the overall dataset (the initiation and continuation samples combined), thus separate moderator analysis for the continuation sample was only conducted using the Hofstede collectivism scores, which have way fewer missing values compared to the other indices.

[†] $p < .1$,

* $p < .05$,

** $p < .01$,

*** $p < .001$.